


Maintenance Tools 150-540

MAINTENANCE TOOLS

Technical
Bulletin 150-540

AUTOMATIC ELECTRIC
SUBSIDIARY OF
GENERAL TELEPHONE & ELECTRONICS **GTE**



Automatic Electric Company General Offices, Laboratories and principal manufacturing facilities are located in this new 37 acre plant in Northlake, Illinois, a suburb of Chicago. Branch factories are located in Genoa, Illinois and Waukesha, Wisconsin.

These modern facilities are devoted exclusively to the manufacture of a complete line of automatic telephone equipment, electrical control components and systems.

FOREWORD

This bulletin is an up-to-date listing, with descriptions and functions, of the principal tools most useful in the maintenance of central-office equipment and telephones manufactured by Automatic Electric Company.

In addition to tools such as screwdrivers, pliers, and soldering irons, the listing includes a wide variety of special tools and gauges which serve particular purposes in the maintenance of specific items of apparatus. So far as practicable, the various tool illustrations are grouped in classifications according to use.

The tool descriptions show, in addition to the illustrations, the name of the tool, its code number, and the use to which it is put. Included also is supplementary information such as precautions to be taken and dimensions which affect tool use.

All tools listed are indexed alphabetically in the front of the bulletin and numerically in the back.

In some cases, two or more tools may be listed under the same name. An example is the "Adjuster, Vertical Armature" having code numbers H-7056, H-13398, and H-13700. Unless otherwise identified, it is suggested that the tool with the highest code number be ordered. This tool is ordinarily associated with the latest type of equipment. The lower-numbered tools may be better suited for older types of equipment or may be preferred by service personnel.

Customers in the United States or possessions may obtain any of the tools listed through the Automatic Electric Sales Corporation, Northlake, Illinois, U.S.A. Orders from customers abroad should be placed with Automatic Electric International, Inc., at the same address.

CONTENTS

Alphabetic Index

A

NAME	PAGE
Adjuster, Armature	H-7056 1
Adjuster, Armature	H-14768 1
Adjuster, Armature	H-56518 1
Adjuster, Armature	H-88502-1 1
Adjuster, Armature	H-88503-1 7
Adjuster, Armature Stop	H-46410 1
Adjuster, Armature Stop	H-14769 2
Adjuster, Backstop and Armature Arm	H-884149-1 8
Adjuster, Bank Contact	H-7068-3 2
Adjuster, Cam	H-47202 2
Adjuster, Detent	H-46413 2
Adjuster, Double Dog	H-7067 2
Adjuster, Frame	H-13701 2
Adjuster, Paystation	H-883375-1 3
Adjuster, Plunger Arm	H-10001-3 3
Adjuster, Pole Pieces	H-883595-1 7
Adjuster, Rotary Pawl	H-23413-1 3
Adjuster, Spring	H-7059 3
Adjuster, Spring	H-7066 3
Adjuster, Spring	H-16978-1 3
Adjuster, Spring	H-20179-1 3
Adjuster, Spring	H-20777 4
Adjuster, Spring	H-24600 4
Adjuster, Spring	H-42873 4
Adjuster, Spring	H-44359 4
Adjuster, Spring	H-45590 4
Adjuster, Spring	H-46411 4
Adjuster, Spring	H-46716-1 4
Adjuster, Spring	H-46974-1 5
Adjuster, Spring	H-46975-1 5
Adjuster, Spring	H-64670 5
Adjuster, Spring	H-64980 5
Adjuster, Spring	H-88385 5
Adjuster, Spring	H-88390 5
Adjuster, Spring	H-88504-1 and 2 6
Adjuster, Spring	H-881602-1 and 2 6
Adjuster, Spring	H-881603-1 6
Adjuster, Spring	H-881859-1 6
Adjuster, Spring	H-883998-1 7
Adjuster, Spring	H-883999-1 7
Adjuster, Spring	H-884000-1 8
Adjuster, Spring	H-884148-1 8
Adjuster, Spring Holder	H-46412 6
Adjuster, Stepping Tool	H-881384-1 7
Adjuster, Vertical Armature	H-13398-1 6
Adjuster, Vertical Armature	H-13700 7

CONTENTS - Cont'd.

Alphabetic Index

B

NAME	PAGE
Bender (See Adjuster)	
Box, Steel Blueprint	H-46557 8
Box, Steel Tool	H-46556 8
Brush, Bank Cleaning	H-88844-1 and 2 9
Burnisher, Contact	H-883699-1 8

C

Cable Stripper	H-884210-1 9
Certi-Lok Insertion Tool	H-883584-1 15
Cleaning Tool	H-47386-1 9
Cleaning Tool	H-56628-4 10
Cleaning Tool, Bank	H-16590-1 and 2 10
Cleaning Tools	H-56628-1 and 2 9
Clip, Plug Cushion Placing	H-883348-1 10

D

Dial Escutcheon Tool	H-26917 10
--------------------------------	----------------------

E

Extractor, Bushing	H-884696-1 11
Extractor, Heat Coil	H-44514-1 11
Extractor, Lamp	H-885224-1 11
Extractor, Lamp Cap	H-883114-1 11
Extractor, Multi-jack	H-881425-1 11

F

Fuse, Dummy	D-57043-A 11
Fuse, Repair Kit	H-14315-1 12

G

Gauge Block, Lineswitch Plunger	H-7541-3 12
Gauge, Jack Sleeve	H-88409 12
Gauge, Manual Board Plug	MP-5127-A 12
Gauges, Paystation	H-46795-53 12
Gauge, Push-pull Tension	H-884369-1 13
Gauge, Push-pull Tension	H-884369-2 13
Gauge, Push-pull Tension	H-881513-1 13
Gauge, Thickness	H-46795-1 and 50 13

CONTENTS - Cont'd.

Alphabetic Index

NAME	PAGE
Gauge, Thickness	H-883596-1 14
Gauge	H-882816-1 and 2 12
Gauge	H-882816-3 and 4 13
Gauge, Stylus Pressure	H-885287 14
H	
Handle Remover	H-881419-1 14
L	
Lamp, Inspection	H-880922-1 14
Lamp Visual Face Tool	MP-4425-A 14
Lineswitch Mounting Tool	H-24258 14
M	
Monophone Tool	H-50754 15
Monophone Tool	H-43172 15
P	
Pliers, Duck Bill	H-50620 15
Pliers, Duck Bill	H-74611 15
Pliers, Duck Bill 30°	H-88436 15
Pliers, Jack Spring	H-880621-1 16
Pliers, Insulation Skinning	H-883312-1 17
Pliers, Long Nose	H-50619 16
Pliers, Oblique Cutting	H-22945 17
Pliers, Paystation	H-883377-1 17
Pliers, Spring Adjusting (Dial Pliers)	H-16290-7 16
Pliers, Wiper	H-881674-1 17
Pliers, Wiper Spring and Strowger Switch	H-881637-1 16
Product-Tool-Usage Guide 27
S	
Scraper, Wire	H-25906-1 18
Screwdriver	H-24664 19
Screwdriver	H-45963-1 and 2 19
Screwdriver	H-880622-1 20
Screwdriver	H-883858-1 20
Screwdriver, Guide Pin	H-883182 20

CONTENTS - Cont'd.

Alphabetic Index

NAME	PAGE
Screwdriver, Off-Set	H-21766 20
Screwdriver, Key Type	H-883794-1 20
Screwdriver, Key Type	H-883822 20
Screwdriver, Right Angle Ratchet	H-47754-1 20
Sleeve Plug	D-18175-A 19
Sleeving, Cleaning Tool	D-542539-A 19
Soldering Iron, Electric	H-883614-1 and 2 18
Spacer, Insulating	D-440197-A and B 18
Spacer, Insulating	D-44757-A 19
Support, Switch	H-26221-1 19

T

Tool Bending	H-882979-1 21
Tool, Tension Adjusting	H-883857-1 21

W

Webbing (See Sleeving)	
Wiper, Assembly Tool	H-50829-1 25
Wrench, Armature Bending	H-883847-1 26
Wrench, Cam Nut Socket	H-16480 23
Wrench, Castellated Nut	H-884315 26
Wrench, Dial	H-25937 24
Wrench, End	H-23865 25
Wrench, Hexagon Socket	H-7058-1 22
Wrench, Hexagon Socket	H-10053-1 23
Wrench, Hexagon Socket	H-10772 23
Wrench, Hexagon Socket	H-11841-1 22
Wrench, Hexagon Socket	H-13748-1 22
Wrench, Hexagon Socket	H-46440-1 26
Wrench, Hexagon Socket	H-883772-1 25
Wrench, Jack Fastener	M-6656-1 and 2 21
Wrench, Jack Thimble	MP-1221-A 23
Wrench, Monophone Spanner	H-43173-1 23
Wrench, Open End	H-880771-1 25
Wrench, Open End	H-880772-1 25
Wrench, Open End	H-880773-1 24
Wrench, Open End	H-880672-1 25
Wrench, Paystation	H-883376-1 24
Wrench, "S"	H-7062 24
Wrench, "S"	H-7063 24
Wrench, "S"	H-20309 24
Wrench, "S"	H-50448 24
Wrench, "S" Hexagon	H-10774 21
Wrench, "S" Hexagon	H-20703 24
Wrench, Slotted Nut	H-7065-1 23
Wrench, Socket Key	H-883793-1, 2 and 3 26

CONTENTS - Cont'd.


Alphabetic Index

NAME	PAGE
Wrench, Spintite H-46437-1	23
Wrench, Square Socket H-7061-1	22
Wrench, Wiper H-7057	25

MAINTENANCE TOOLS

ADJUSTER, ARMATURE

H-7056




1/8" slot

For use on Strowger switch rotary armature

ADJUSTER, ARMATURE

H-56518



.114" saw slot in each end


For use on Type 10 alternating current relay

ADJUSTER, ARMATURE

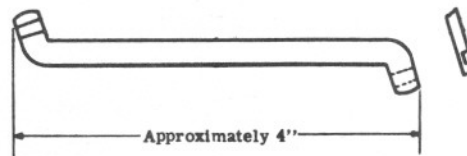
H-88502-1

ADJUSTER, ARMATURE

H-14768

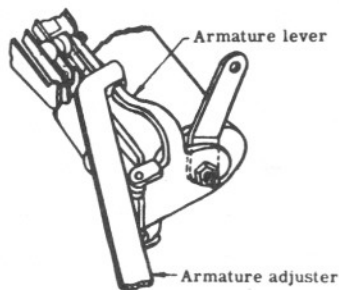


All slots .114" wide



.115" width of slot in each end

For use on Type 57 and Class A relays

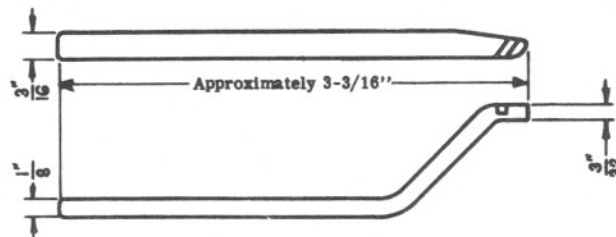


ADJUSTING THE ARMATURE LEVER

For use on Type 57 and Class A relays

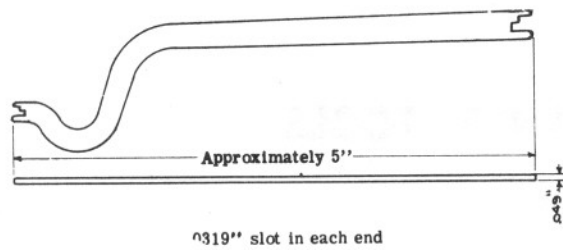
ADJUSTER, ARMATURE STOP

H-46410



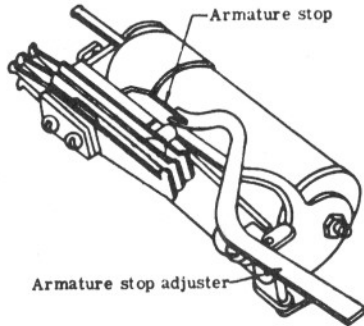
.055" slot

For use on 8 and 2 position mechanical indicators on Power Supervisor's Board



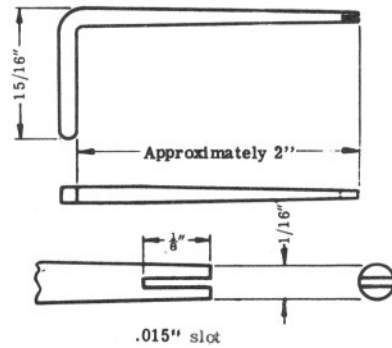
Approximately 5"

.0319" slot in each end



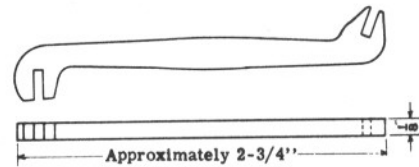
ADJUSTMENT OF ARMATURE BACKSTOP

For use on horizontal (Class A) relays

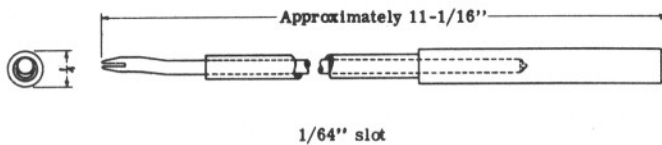


ENLARGED VIEW

For use on 8 position mechanical indicators in Power Supervisor's Board, paystation springs and dial governor wings

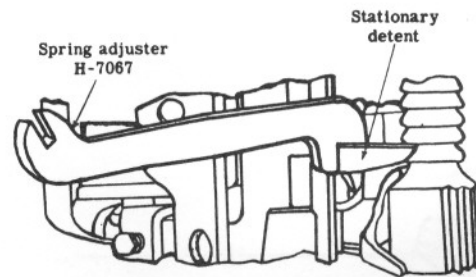


3/32" slot in each end



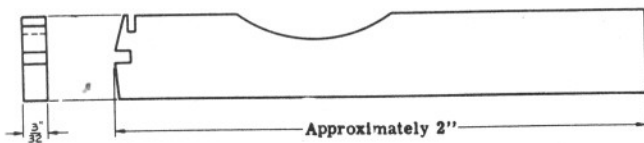
1/64" slot

For use on plunger lineswitch bank contacts




ADJUSTING STATIONARY DETENT

For use on Strowger switch double dog



Both slots .028" min. and .030" max.

For use on Strowger switch multi-level normal post cam



1/8" slot

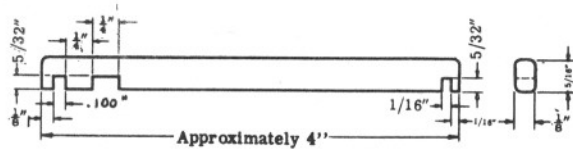
For use on plunger lineswitch bank frame

ADJUSTER, PAYSTATION

H-883375-1

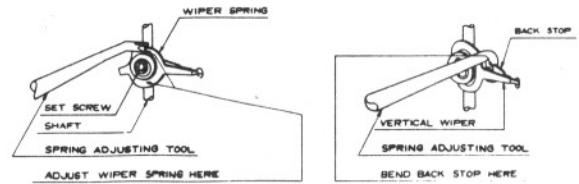
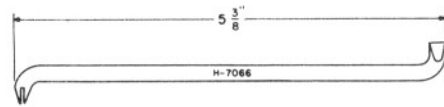
ADJUSTER, SPRING

H-7066



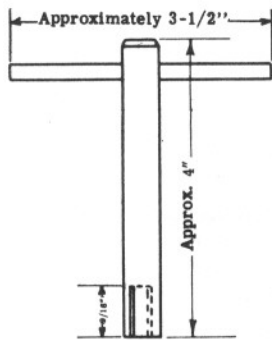
DETAIL NO. 1

For use in adjusting polar relay of pre-pay and post-pay paystations (adjusting upper housing lock bracket)



ADJUSTER, PLUNGER ARM

H-10001-3



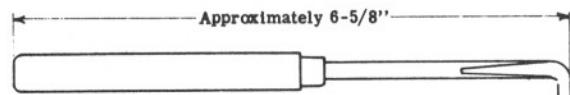
1/8" slot width

For use on plunger lineswitch

For use on plunger lineswitch, horizontal (Class A) relay, cam and off-normal springs, vertical wiper spring and backstop.

ADJUSTER, SPRING

H-16978-1




.0319" saw slot

For use on rotary lineswitch relay

ADJUSTER, ROTARY PAWL

H-23413-1



5/64" slot

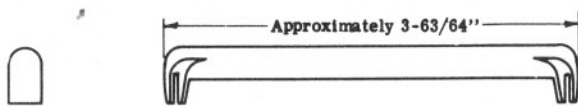
For use on Strowger switch rotary pawl

ADJUSTER, SPRING

H-20179-1

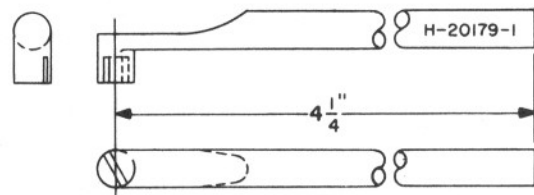
ADJUSTER, SPRING

H-7059



3/64" slot on each end

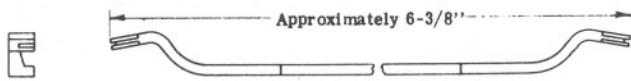
For use on Monophone hook switch springs



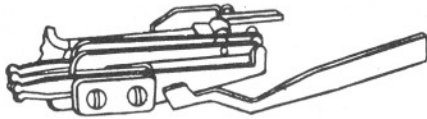
For use on rotary lineswitch.

ADJUSTER, SPRING

H-20777



1/32" saw slot in each end




ADJUSTING SPRINGS TO MEET GAUGING REQUIREMENTS

For use on horizontal (Class A) type relays

ADJUSTER, SPRING

H-24600




.040" slot width

.028" slot width

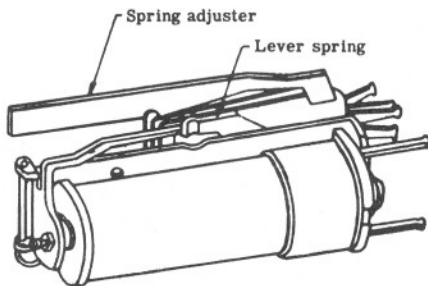
For use on horizontal (Class A) relay springs

ADJUSTER, SPRING

H-42873



.018" slot in center of each end

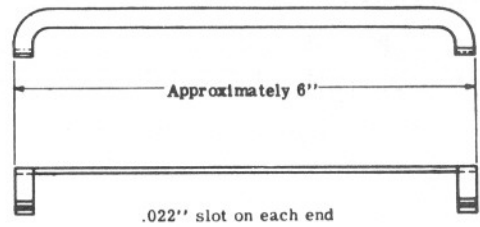


ADJUSTING LEVER SPRINGS FOR TENSION

For use on horizontal (Class A) relays

ADJUSTER, SPRING

H-44359




.022" slot on each end

For use on Type 27 manual relay

ADJUSTER, SPRING

H-45590

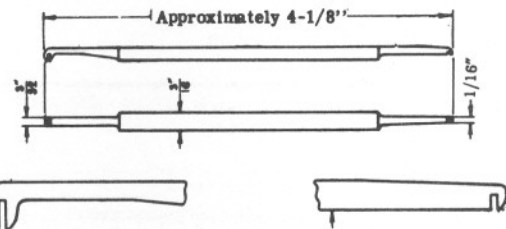


.039" slot on each end

For use on Type 27 manual relay

ADJUSTER, SPRING

H-46411



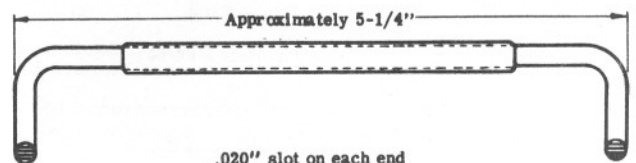
Enlarged views

.020" slot on each end

For use on 8 and 2 position mechanical indicator on Power Supervisor's Board

ADJUSTER, SPRING

H-46716-1

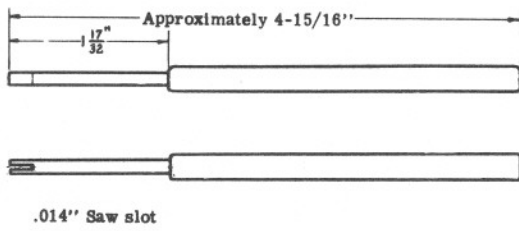


.020" slot on each end

For use on plunger lineswitch line relay springs

ADJUSTER, SPRING

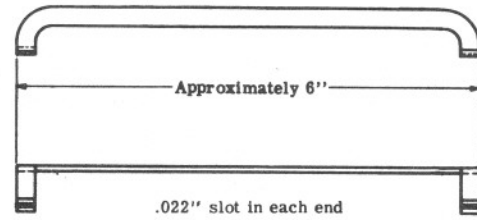
H-46974-1



For use on class "S" relay

ADJUSTER, SPRING

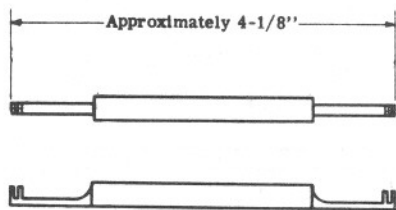
H-64980



For use on minor type relays

ADJUSTER, SPRING

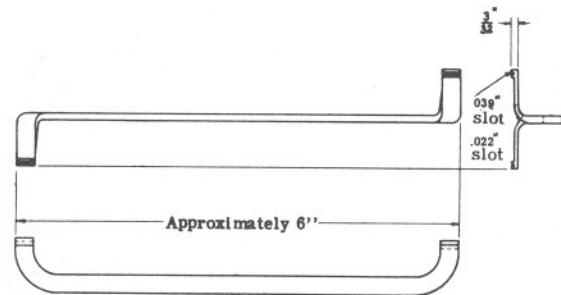
H-46975-1



For use on class "S" relay

ADJUSTER, SPRING

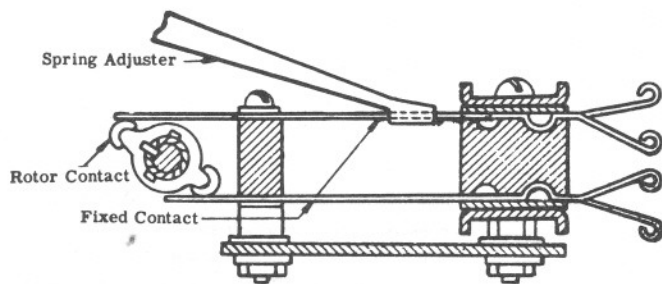
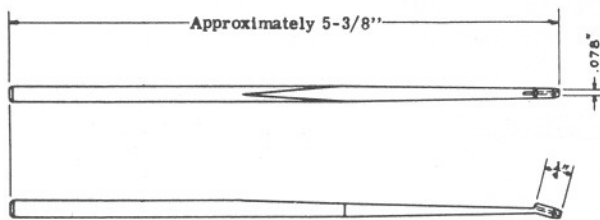
H-88385



For use on Type 27 manual relay

ADJUSTER, SPRING

H-64670

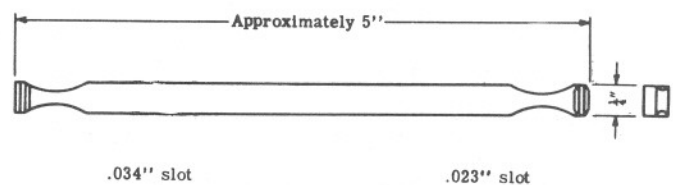


METHOD OF USING ROTOR RELAY CONTACT SPRING ADJUSTER

For use on rotor relay contact springs

ADJUSTER, SPRING

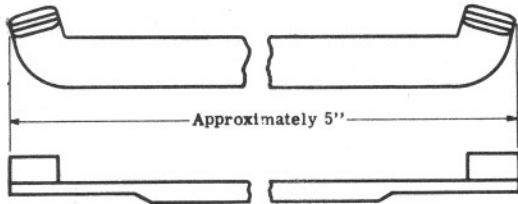
H-88390



For use on Type 26 lever keys

ADJUSTER, SPRING

H-88504-1
and 2

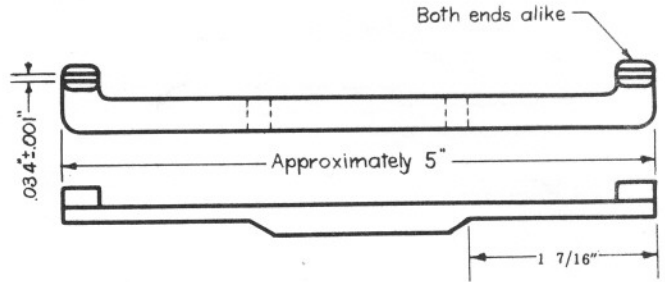


H-88504-1 (.034" slot in each end)
H-88504-2 (.018" slot in each end)

For use on Type 57 relays

ADJUSTER, SPRING

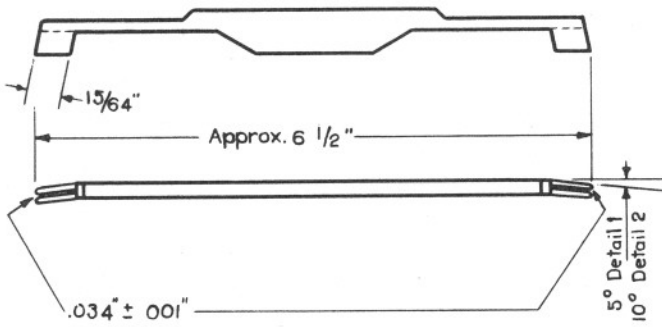
H-881859-1



For use on Type 57A relay

ADJUSTER, SPRING

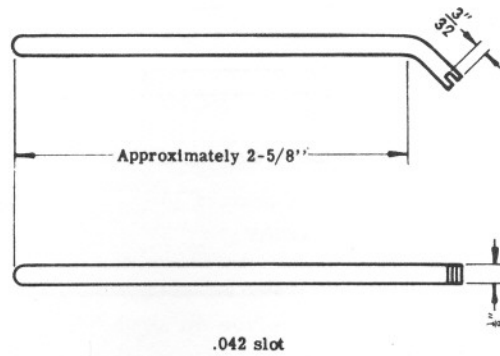
H-881602-1&2



For use with Type 57-A relays. Special back to back mounted relays.

ADJUSTER, SPRING HOLDER

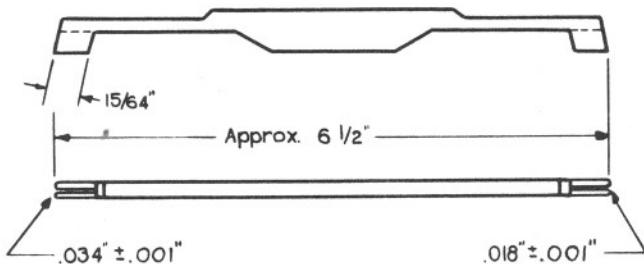
H-46412



For use on 8 and 2 position mechanical indicators on Power Supervisor's Board

ADJUSTER, SPRING

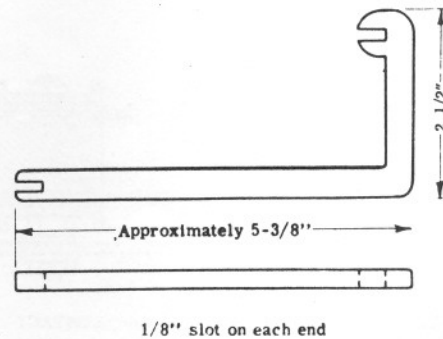
H-881603-1



For use with Type 57-A relays

ADJUSTER, VERTICAL ARMATURE

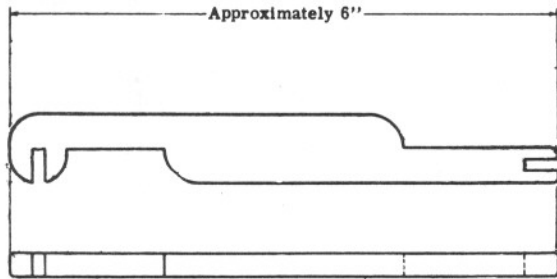
H-13398-1



For use on Strowger switch vertical armature

ADJUSTER, VERTICAL ARMATURE

H-13700

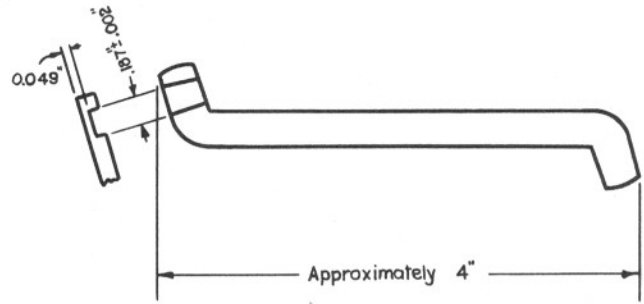


1/8" slot on each end

For use on Strowger switch vertical and rotary armature

ADJUSTER, STEPPING TOOL

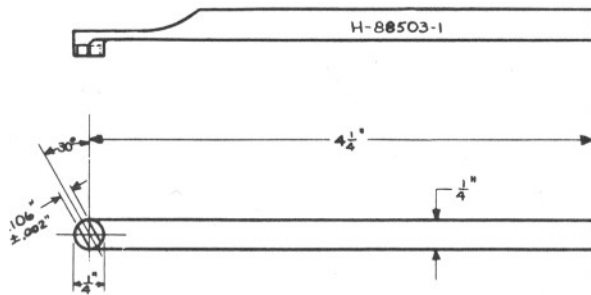
H-881384-1



For use with type 44 rotary switch

ADJUSTER, ARMATURE

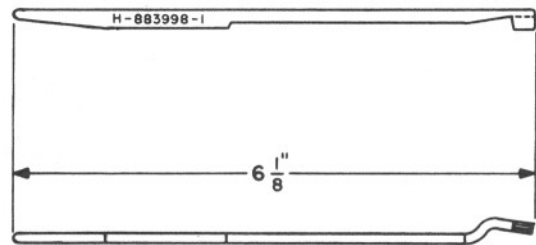
H-88503-1



For use on Type 57-A relay

ADJUSTER, SPRING

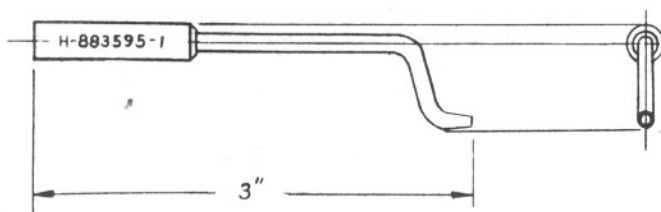
H-883998-1



For use on BarRelay (Type 59 Detector).

ADJUSTER, POLE PIECES

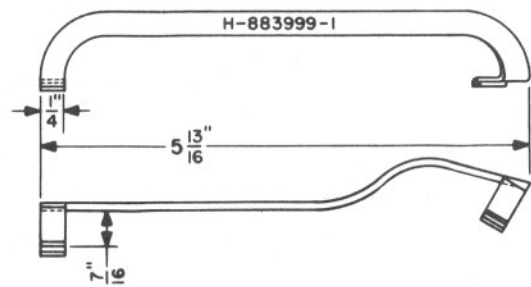
H-883595-1



For use on polarized relay

ADJUSTER, SPRING

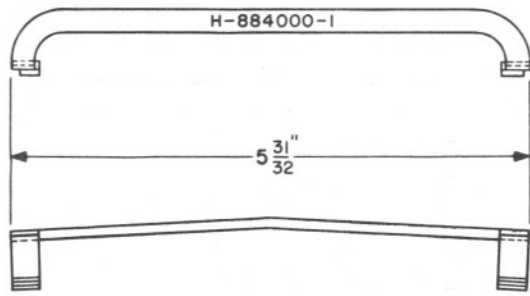
H-883999-1



For use on BarRelay (Type 59 Detector).

ADJUSTER, SPRING

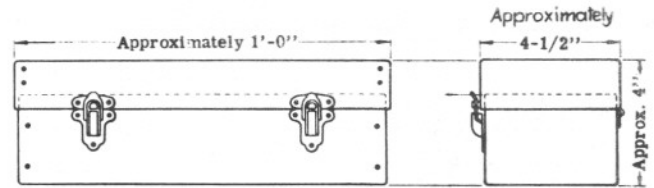
H-884000-1



For use on BarRelay (Type 59 Detector).

BOX, STEEL TOOL

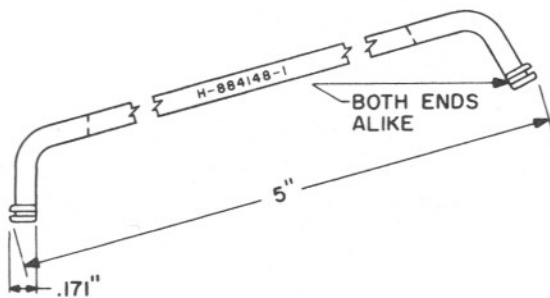
H-46556



For general use

ADJUSTER, SPRING

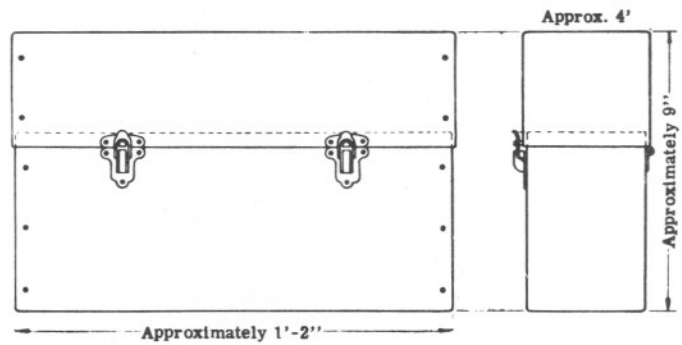
H-884148-1



For Class E relay.

BOX, STEEL, BLUEPRINT

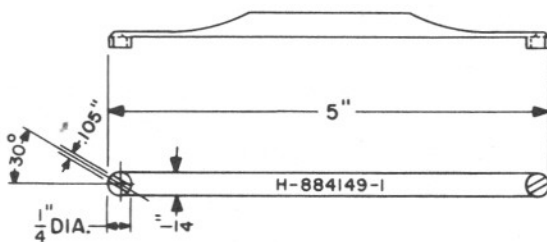
H-46557



For use in holding maintenance prints

ADJUSTER, BACKSTOP and
ARMATURE ARM

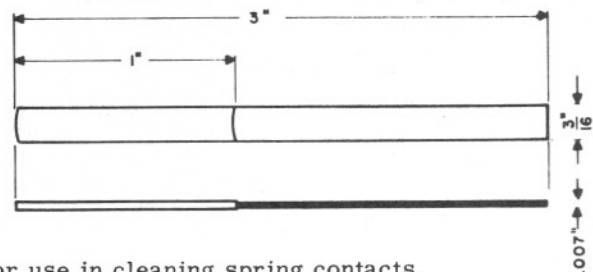
H-884149-1



For Class E relay.

BURNISHER, CONTACT
SMOOTH FINISH

H-883699-1



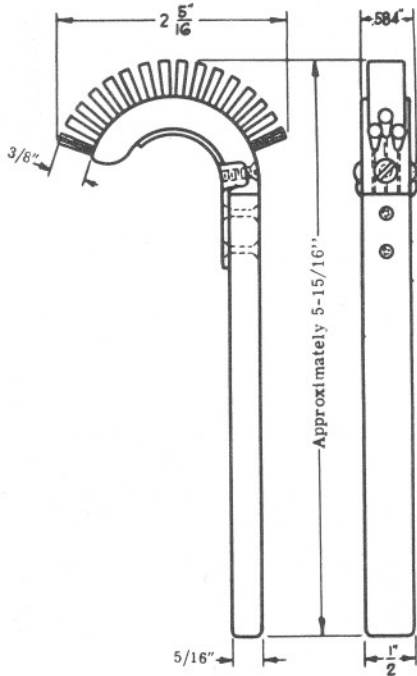
For use in cleaning spring contacts.

BRUSH, BANK CLEANING

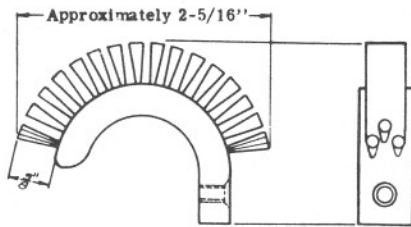
H-88844-1
and 2

CLEANING TOOLS

H-56628-1
and 2

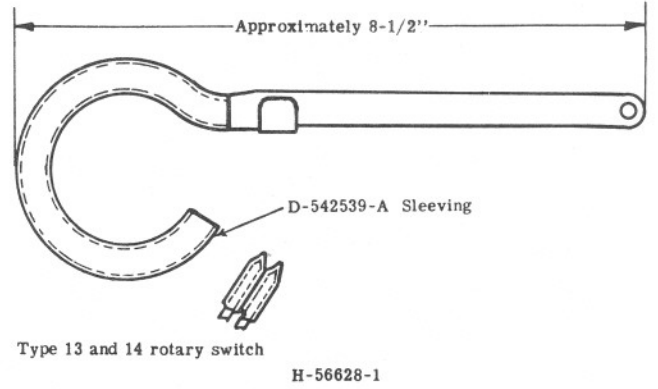


ASSEM. 1

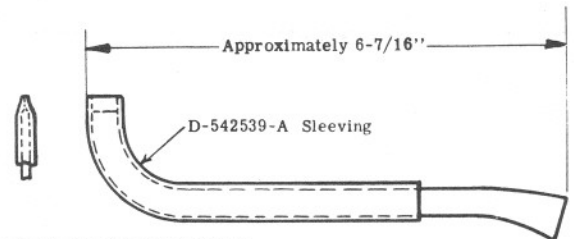


ASSEM. 2

For use in cleaning Strowger switch banks



H-56628-1

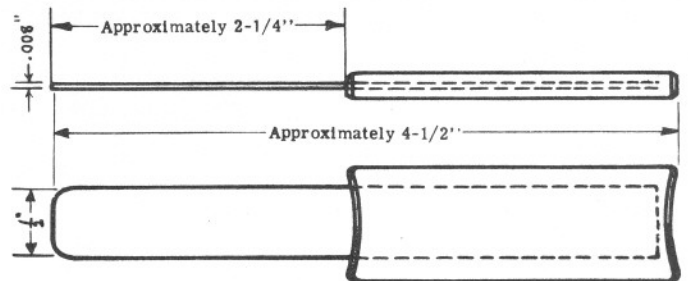


H-56628-2

For use on rotary lineswitch banks

CLEANING TOOL

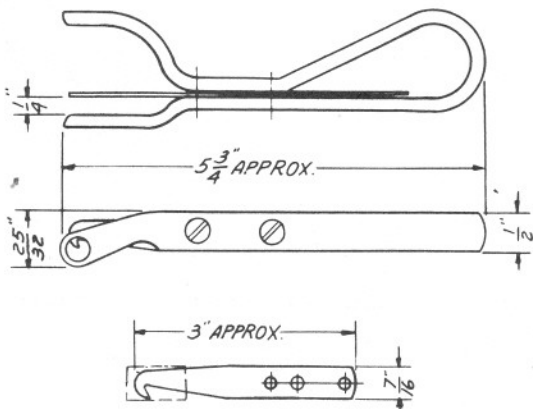
H-47386-1



For use on rotary switch wiper spring hubs and banks

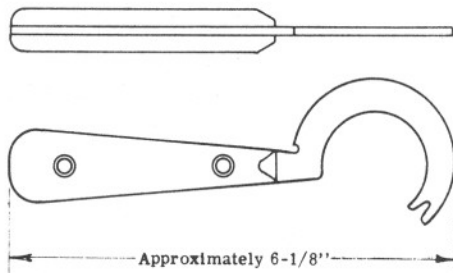
CABLE STRIPPER

H-884210-1



CLEANING TOOL, BANK

H-16590-1
and 2

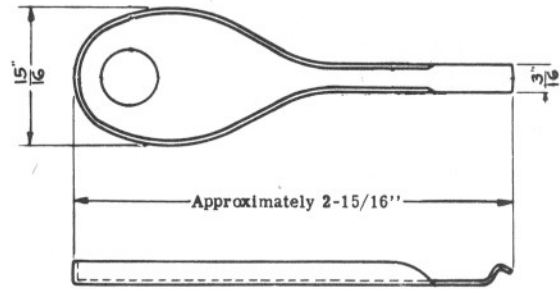


DRAWING H-16590-1 200 point .042" thick
DRAWING H-16590-2 100 point .072" thick

For use on Strowger switch banks

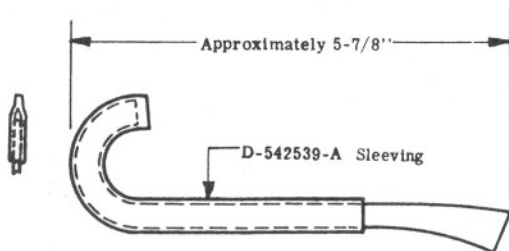
DIAL ESCUTCHEON TOOL

H-26917



CLEANING TOOL

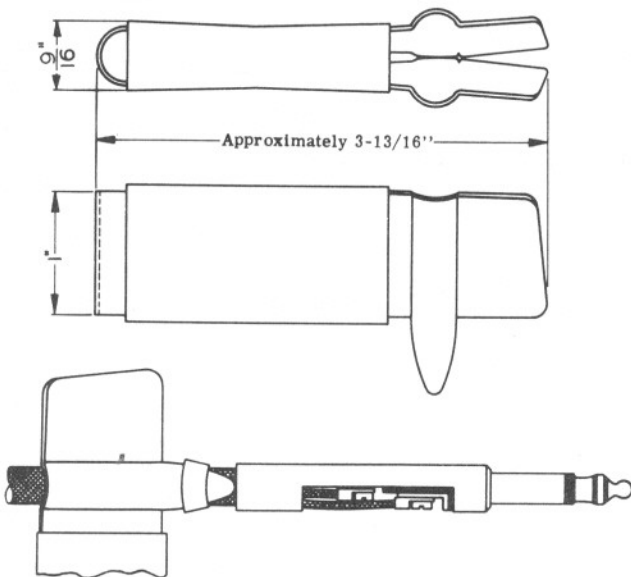
H-56628-4



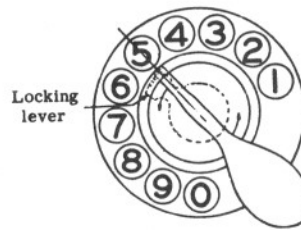
For use on Type 44 rotary switch banks

CLIP, PLUG CUSHION PLACING

H-883348-1




For use in putting plug cushion over plug and on cord

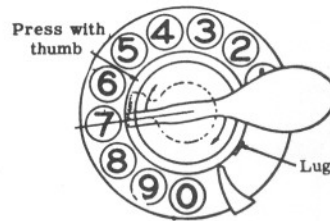


Locking lever

TO UNLOCK ESCUTCHEON RING




ESCUTCHEON RING UNLOCKED



Press with thumb

Lug

TO LOCK ESCUTCHEON RING




ESCUTCHEON RING LOCKED

For use in removing dial escutcheon

EXTRACTOR, LAMP

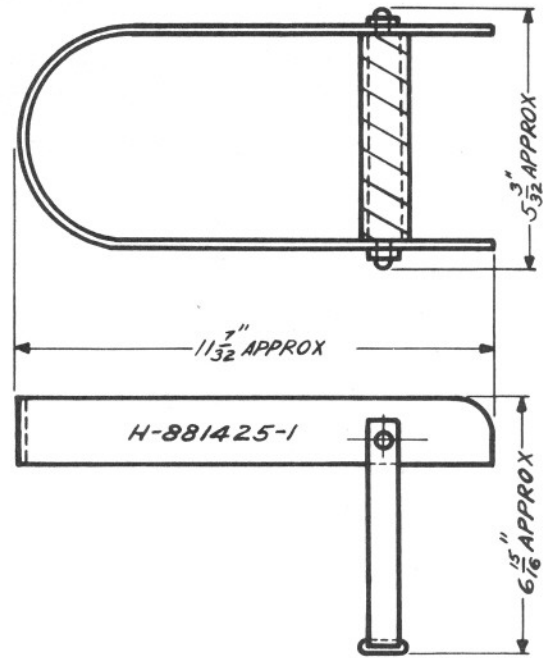
H-885224-1



For use in removing switchboard lamps

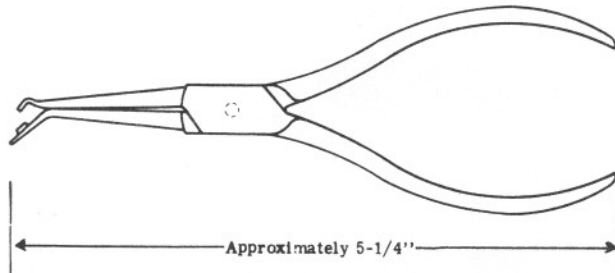
EXTRACTOR, MULTI-JACK

H-881425-1



EXTRACTOR, HEAT COIL

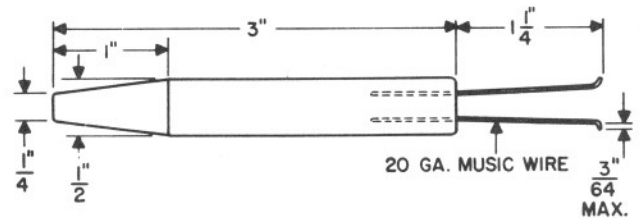
H-44514-1



For use in removing Automatic Electric Company Type 676 heat coils

EXTRACTOR, BUSHING

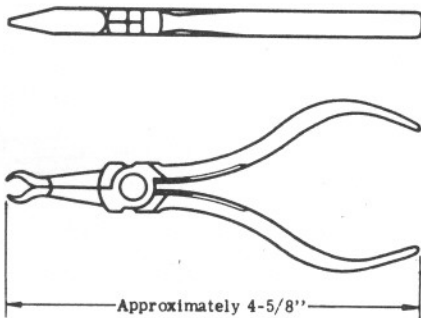
H-884696-1



For use in inserting or extracting the insulating bushing of lamp jack assemblies (D-42733-A)

EXTRACTOR, LAMP CAP

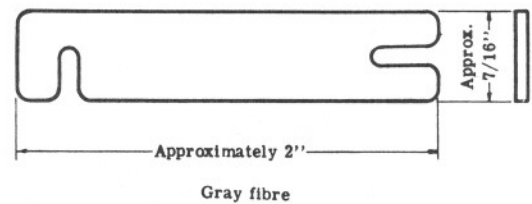
H-883114-1



For use in extracting lamp caps, number plates and W. E. Co. heat coils

FUSE, DUMMY

D-57043-A



For use in vacant alarm type fuse locations

FUSE REPAIR KIT

H-14315-1

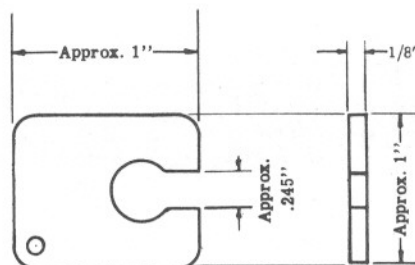
GAUGE, MANUAL BOARD PLUG

MP-5127-A

Flux Automatic Electric Company Specification 2003
Fuse wire Automatic Electric Company Specification 5129
 (1-1/3, 3 and 5 amperes)
Solder Automatic Electric Company Specification 2001

Consisting of fuse wire, solder, soldering flux and sandpaper

For use with indicating and alarm fuses



Opening .245\"/>

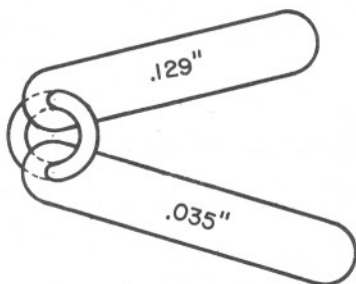
For use in checking worn plugs

GAUGES, PAYSTATION

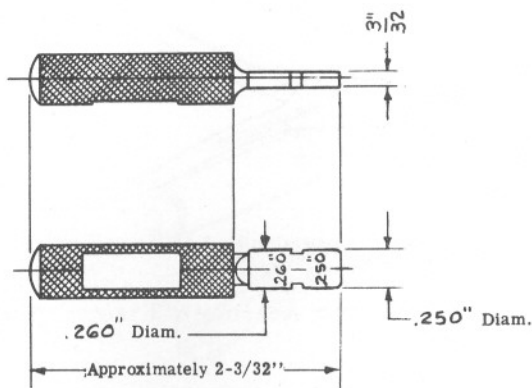
H-46795-53

GAUGE, JACK SLEEVE

H-88409



DETAIL NO. 4



For use on manual switchboard jacks

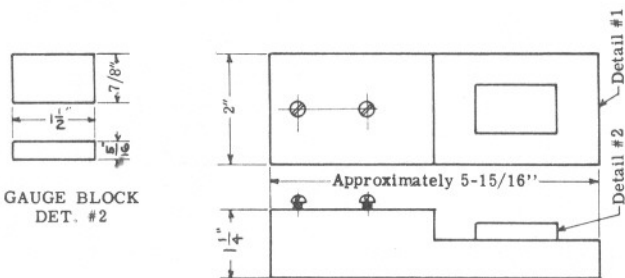
For use in adjusting polar relay of pre-pay and post-pay paystations (thickness, feeler gauges)

GAUGE BLOCK, LINE SWITCH
 PLUNGER

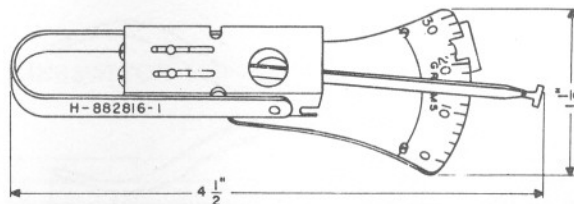
H-7541-3

GAUGE

H-882816-1
 and 2



GAUGE BLOCK
 DET. #2



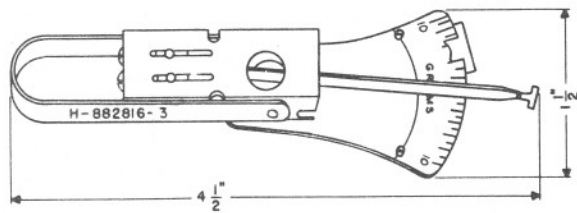
0-30 Grams (H-882816-1)
 0-150 Grams (H-882816-2)

For use in adjusting plunger of plunger lineswitch

For general use

GAUGE

H-882816-3
and 4

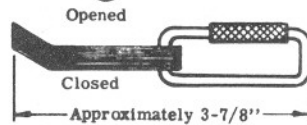
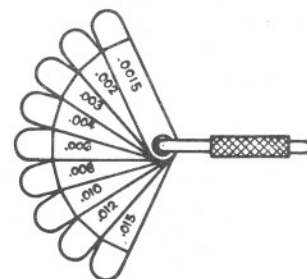


10-0-10 Grams (H-882816-3)
50-0-50 Grams (H-882816-4)

For use in adjusting SATT (Strowger Automatic Toll Ticketing) dial springs

GAUGES, THICKNESS

H-46795-1 and 50



Assem. 1

ASSEM. 1

- .0015 "
- .002 "
- .003 "
- .004 "
- .006 "
- .008 "
- .010 "
- .012 "
- .015 "

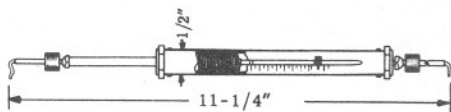
ASSEM. 50

(* Gauge width tapered)

- .002 " .011 "
- .003 " .012 "
- .004 " *.012 "
- .005 " .013 "
- .006 " .014 "
- .007 " .015 "
- .008 " .016 "
- .009 " *.016 "
- .010 " .017 "
- *.010 " .018 "

GAUGE, PUSH-PULL TENSION

H-884369-2



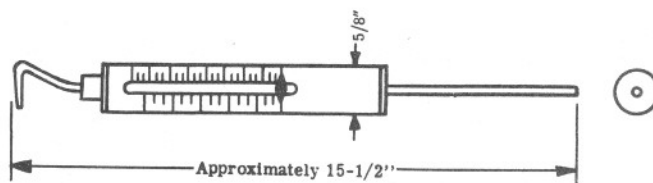
0-1000 Grams

For general use

For general use

GAUGE, PUSH-PULL TENSION

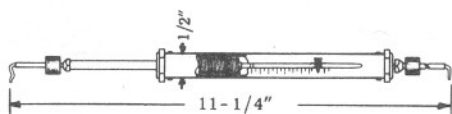
H-881513-1



0-500 Grams (Accurate 75 to 500)
0-16 Ounces

GAUGE, PUSH-PULL TENSION

H-884369-1



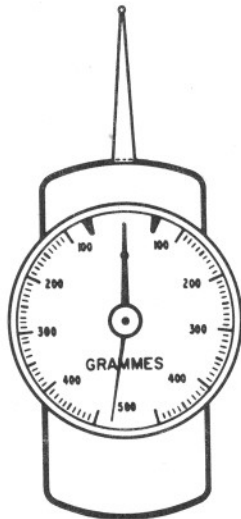
0-200 Grams

For general use

For general maintenance use and measuring tension on retractile, "double dog" and interrupter springs on Strowger and other types of switches.
(An inexpensive gauge for use in the horizontal position only)

GAUGE, STYLUS PRESSURE

H-885287



ASSEM. 1


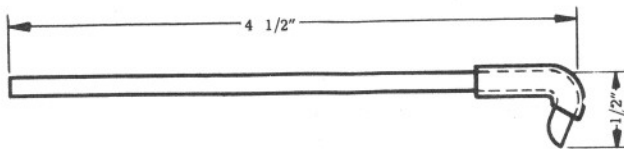
ASSEM. 2

ASSEM. 3

25-250 Grams. 100-500 Grams. 100-1000 Grams.

HANDLE REMOVER

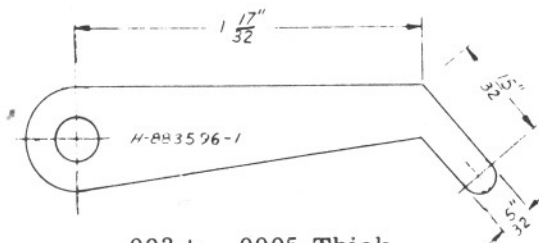
H-881419-1



For use in removing unthreaded handles of lever keys

GAUGE, THICKNESS

H-883596-1

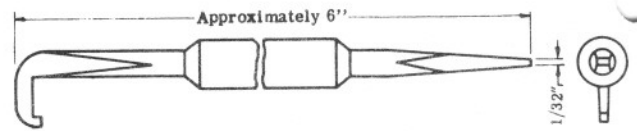


.003 ± .0005 Thick

For checking residual gap on polar relay

LAMP VISUAL FACE TOOL

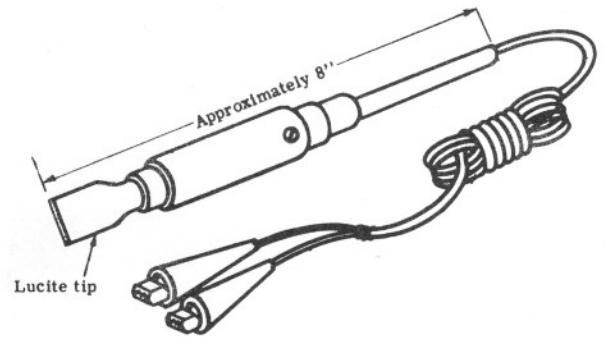
MP-4425-A



For use in removing designation strip and lamp caps from manual switch boards

LAMP, INSPECTION


H-880922-1



For use in visual inspection and gauging of relay contacts

LINESWITCH MOUNTING TOOL

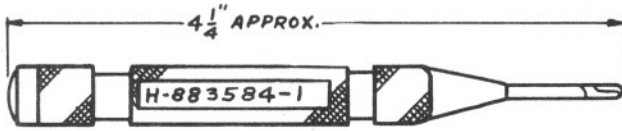
H-24528



For use in mounting plunger lineswitches

CERTI-LOK INSERTION TOOL

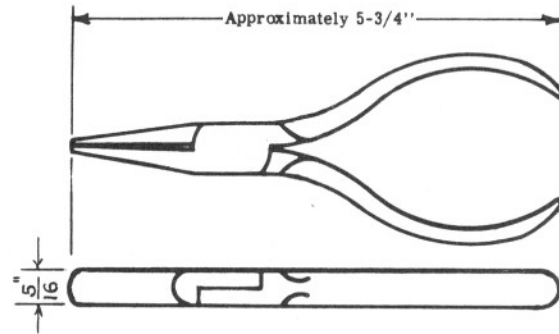
H-883584-1



For use with the detector access unit and the "D.U." field

PLIERS, DUCK BILL

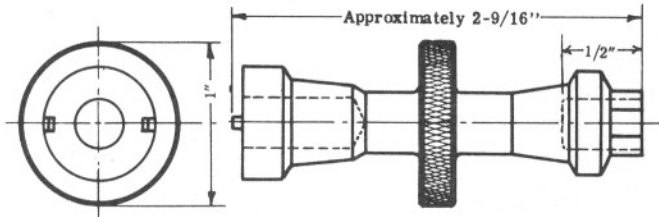
H-50620



For general use

MONOPHONE TOOL

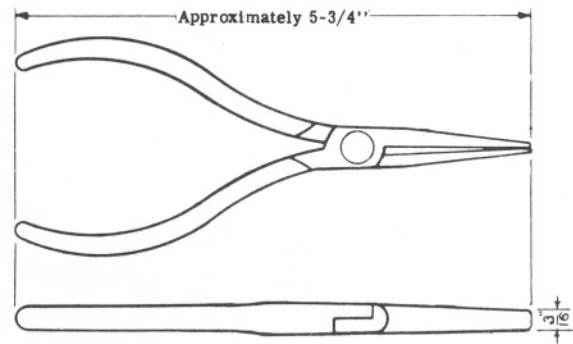
H-50754



For use on Types 1A, 31, 35A5 and 50 Monophones and Type 38 handset as a receiver earpiece wrench, a spanner wrench and with hookswitches having a collapsible (telescoping) plunger. For solid plunger use H-43172-1.

PLIERS, DUCK BILL

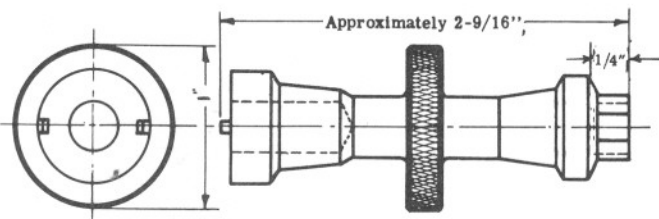
H-74611



For general use in adjusting springs on relays, switches, etc.

MONOPHONE TOOL

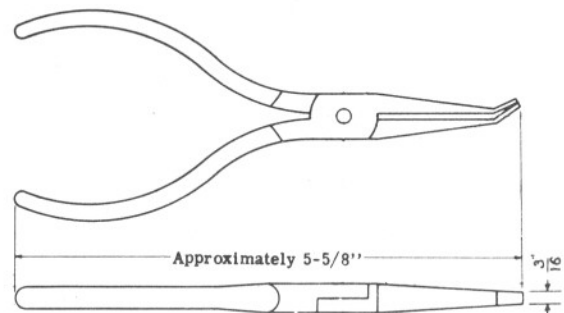
H-43172



For use on Types 1A, 31, 35A5 and 50 Monophones and Type 38 handset as a receiver earpiece wrench, a spanner wrench and with hookswitches having a solid plunger. For collapsible (telescoping) plunger use H-50754-1.

PLIERS, 30° DUCK BILL

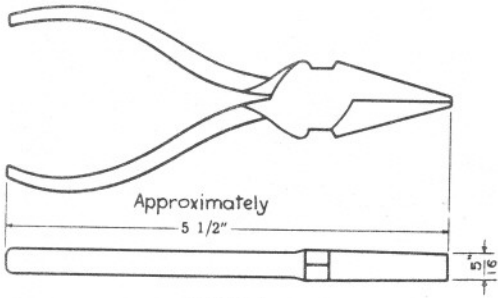
H-88436
P-60481-3



For use with rotary cam springs and general spring adjustment. Also for use in adjusting polar relay of pre-pay and post-pay paystations (spring adjusting)

PLIERS, JACK SPRING

H-880621-1

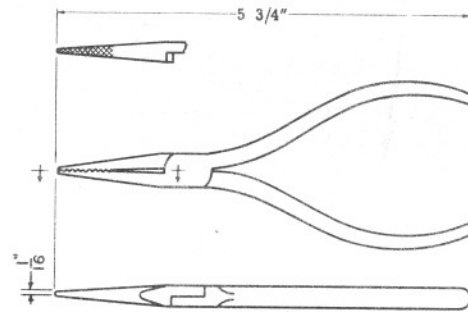


ASSEM. 1

For use in adjusting jack springs

PLIERS, LONG NOSE

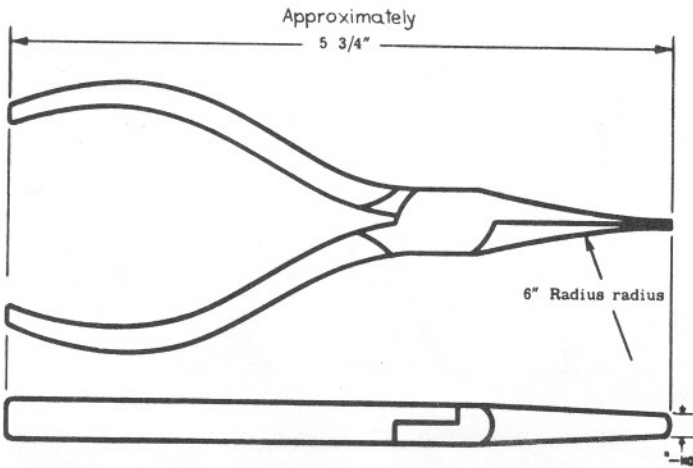
H-50619



For general use

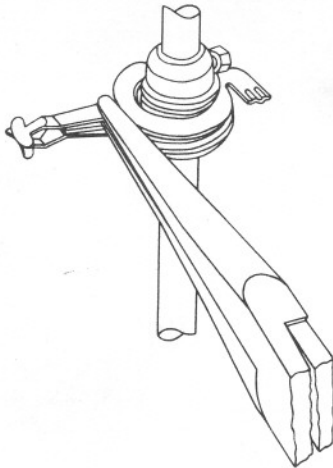
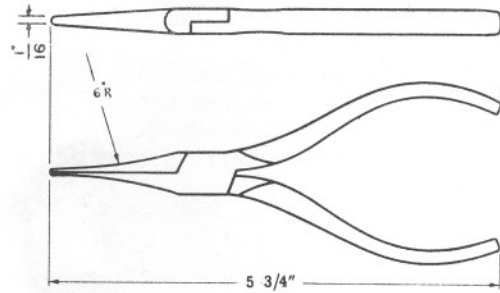
PLIERS, SPRING ADJUSTING
(DIAL PLIERS)

H-16290-7

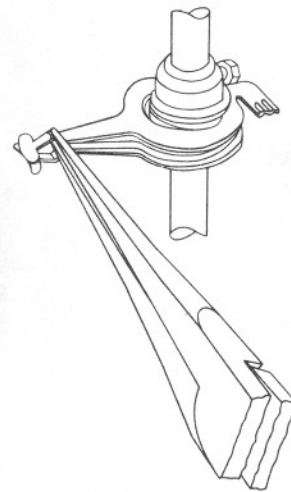


PLIERS, WIPER SPRING AND
STROWGER SWITCH

H-881637-1



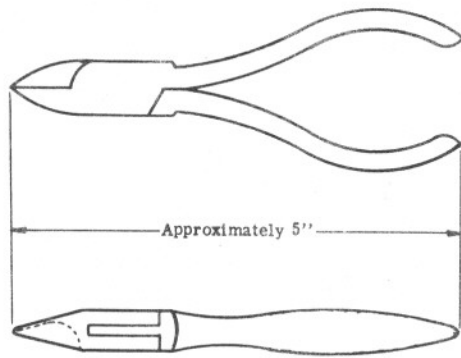
For use in adjusting tension on dial governor, pulse and shunt springs, Strowger switch wipers, and tensioning master-switch governor springs.



For general use

PLIERS, OBLIQUE CUTTING

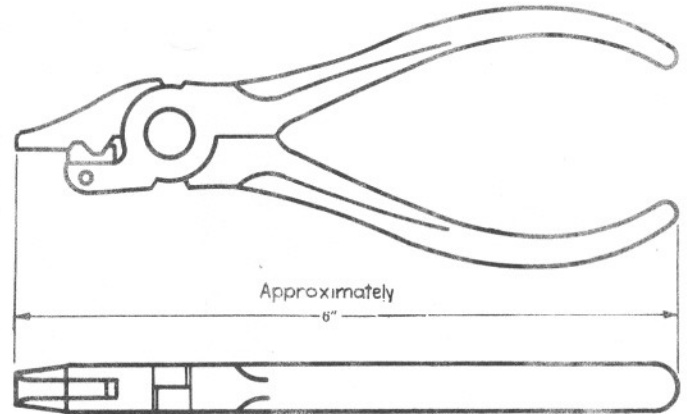
H-22945



For general use

PLIERS, WIPER

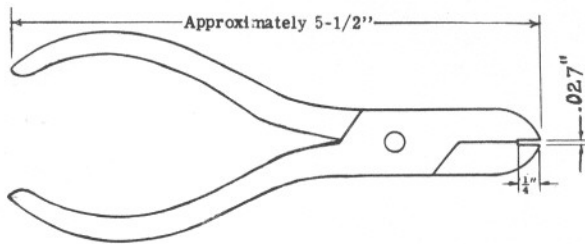
H-881674-1



For use in readjustment of Strowger switch wipers and reforming wiper tips that may be accidentally damaged

PLIERS, PAYSTATION

H-883377-1

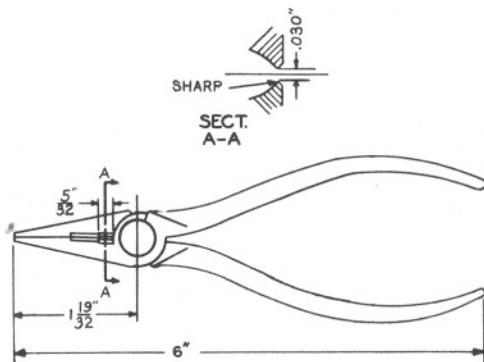


DETAIL NO. 5

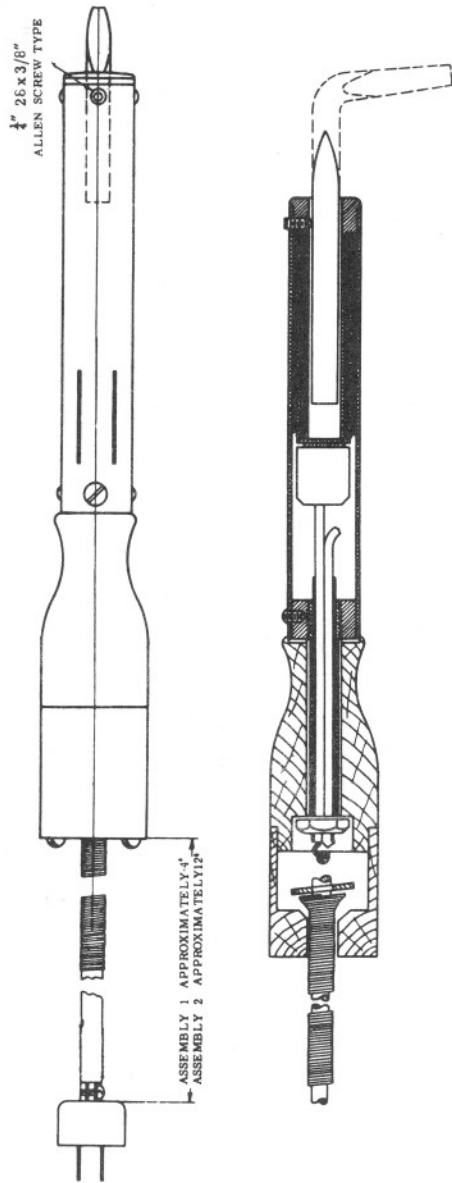
For use in adjusting polar relay of pre-pay and post-pay paystations (crimping)

PLIERS, INSULATION SKINNING

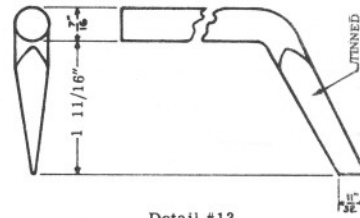
H-883312-1



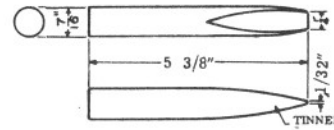
For use on P.V.C. (22 A.W.G.) wire



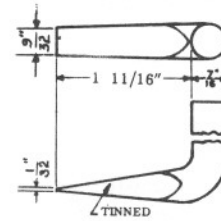
For general use



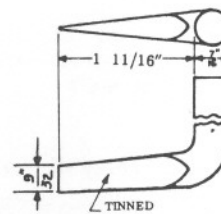
Detail #13



Detail #14



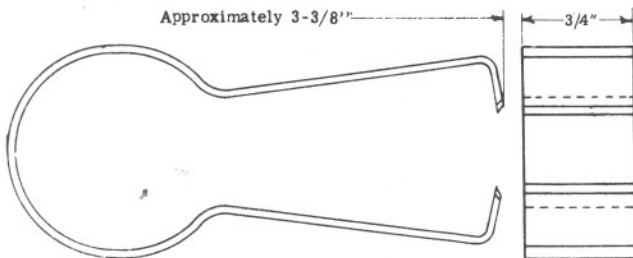
Detail #15



Detail #16

SCRAPER, WIRE

H-25906-1




.049" Spring steel

For general use

SPACER, INSULATING

D-440197-A
and B



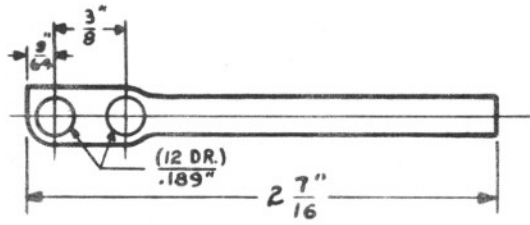
D-440197-A 1/16" thick
D-440197-B 3/32" thick

Red fibre

For use in blocking out lines on line and cut-off relays

SPACER, INSULATING

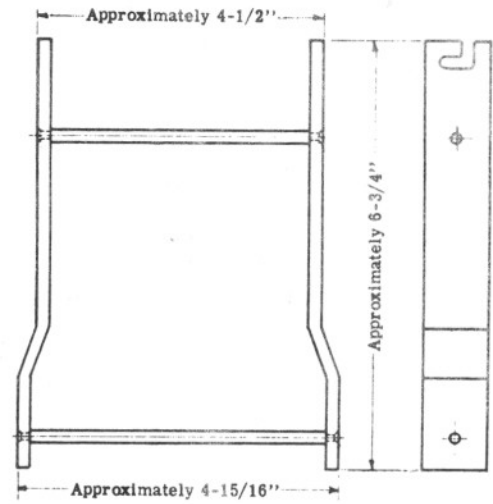
D-44757-A



For use in separating springs on B.C.O. (bridge cut-off) relay, to insulate protector springs and to hold relay springs operated.

SUPPORT, SWITCH

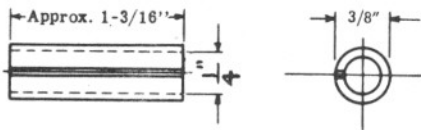
H-26221-1



For use in checking rear of Strowger switch while on shelf

SLEEVE, PLUG

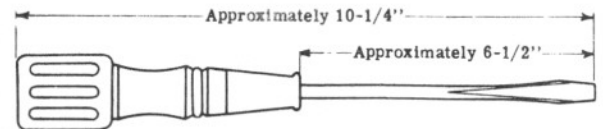
D-18175-A



For use on plug sleeve (out of order plugs)

SCREWDRIVER

H-24664



For general use

SLEEVING, CLEANING TOOL

D-542539-A



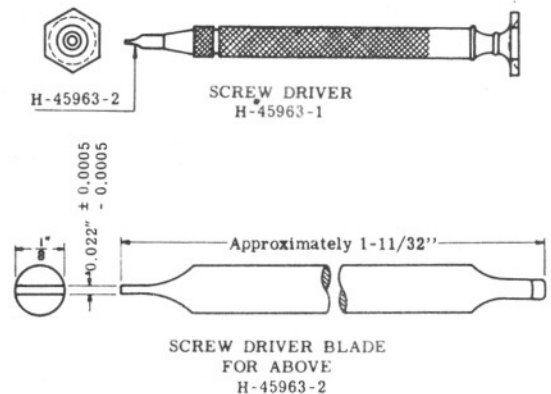
- D-542539-A Packed Dry (Order per foot)
- H-880842-1 (90 ft. can with bottle of oil)
- H-881496-1 (90 ft.) abrasive webbing

See Bulletin No. 506 "Care of Strowger Switch Bank Contacts" for other materials and instructions

For use with 100 and 200 point bank cleaning tools H-16590-2 and 1 respectively.

SCREWDRIVER

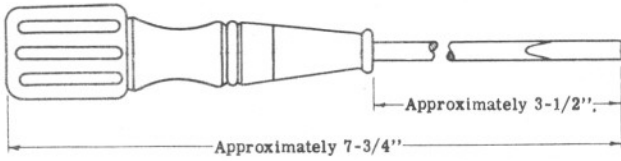
H-45963-1
and 2



For use on power supervisor's board

SCREWDRIVER

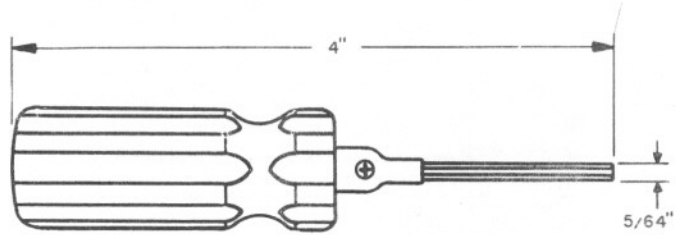
H-880622-1



For general use

SCREWDRIVER, KEY TYPE

H-883794-1



For use on Model 21 I.B.M. writer assembly (ticket printer)

SCREWDRIVER, OFF-SET

H-21766

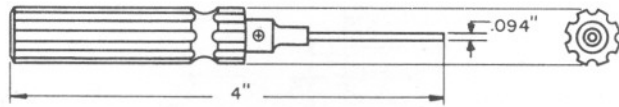


Blade on each end .037" maximum thickness

For general use

SCREWDRIVER, KEY TYPE

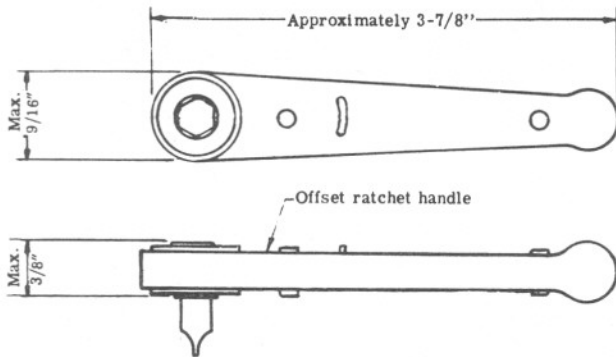
H-883822



For adjusting setscrews on series PTW polar relays

SCREWDRIVER, RIGHT ANGLE RATCHET

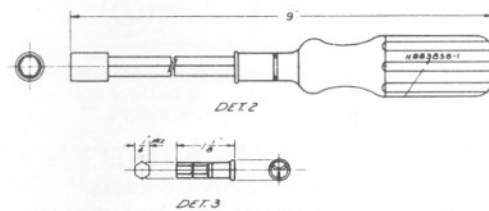
H-47754-1



For use on short lever relay armature and general use

SCREWDRIVER

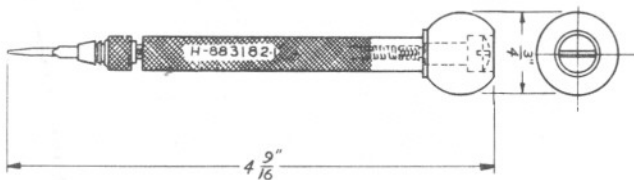
H-883858-1



For use on 8 Holt pan head screw (emergency reporting telephone).

SCREWDRIVER, GUIDE PIN

H-883182



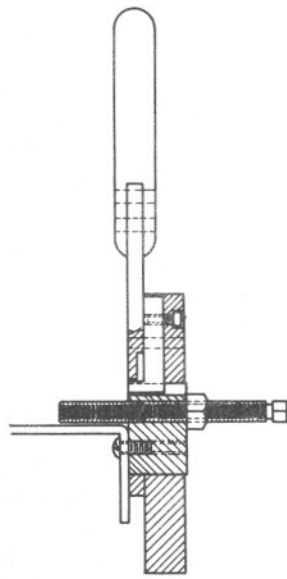
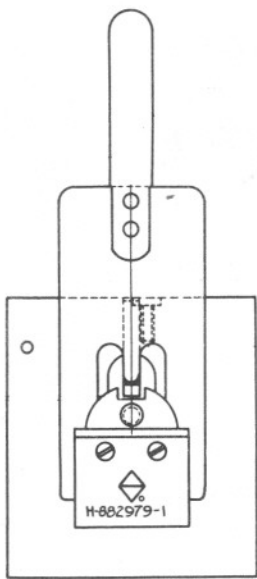
For use on switchboard cord and plug assembly

TOOL, BENDING

H-882979-1

WRENCH, JACK FASTENER


M-6656-1, 2



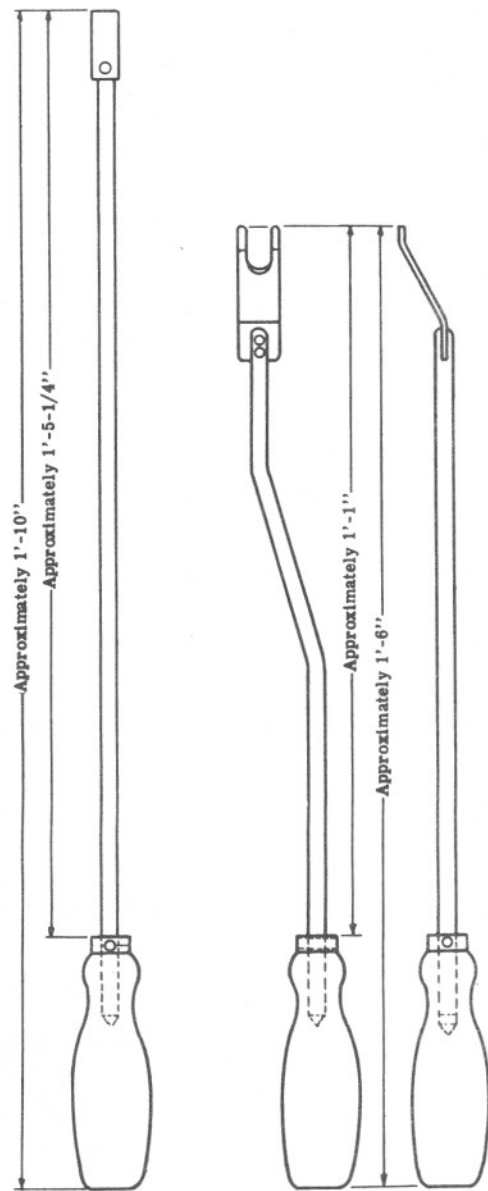
For snap-on type normal post cam.

TOOL, TENSION ADJUSTING

H-883857-1



For emergency reporting telephone.




Assem. 1

Assem. 2

For use in mounting manual board jack strips

WRENCH, "S" HEXAGON

H-10774



3/8" nut

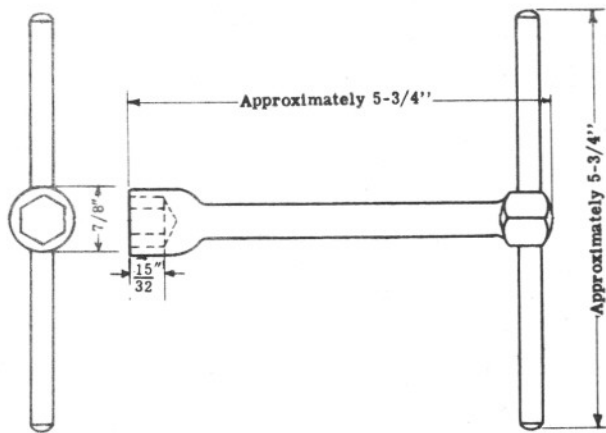
.065" thick

5/16" nut

For general use

WRENCH, HEXAGON SOCKET

H-11841-1

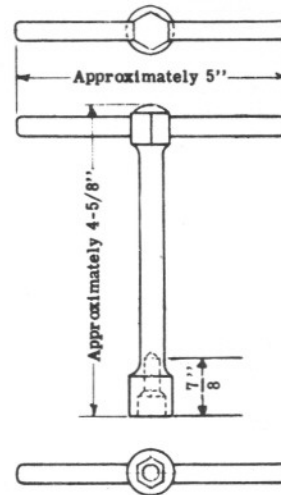


For 9/16" nut

For use on line switchboard sections

WRENCH, HEXAGON SOCKET

H-7058-1

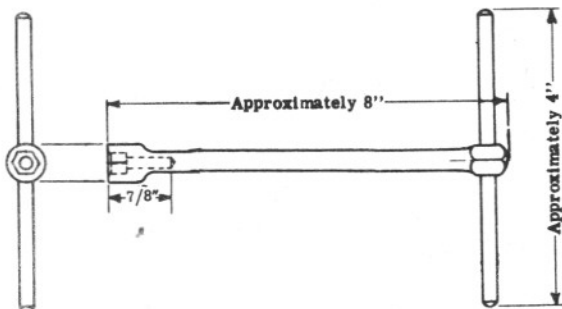


For 3/8" nut

For use on Strowger switch rotary magnets and general use

WRENCH, HEXAGON SOCKET

H-13748-1

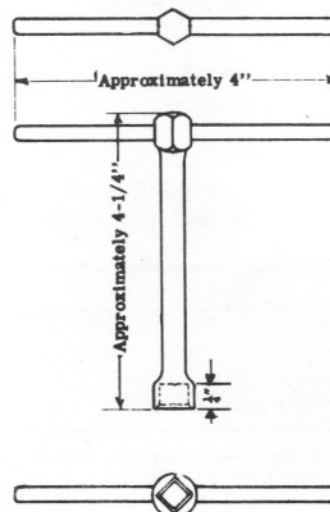


For 5/16" nut

For use on plunger lineswitch banks

WRENCH, SQUARE SOCKET

H-7061-1

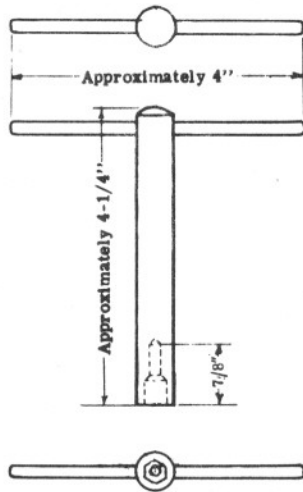


For 1/4" nut

For use on master switch shaft clamping screws

WRENCH, HEXAGON SOCKET

H-10053-1

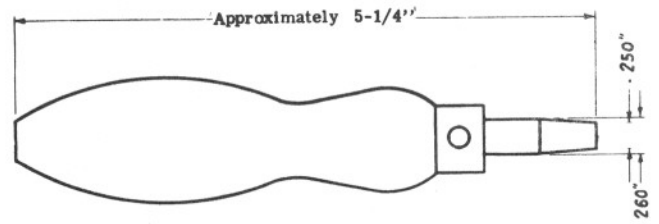


For 5/16" nut

For use on plunger lineswitches and general use

WRENCH, JACK THIMBLE

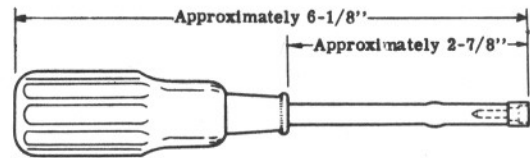
MP-1221-A



For use on jack thimble of magneto manual boards

WRENCH, SPINTITE

H-46437-1

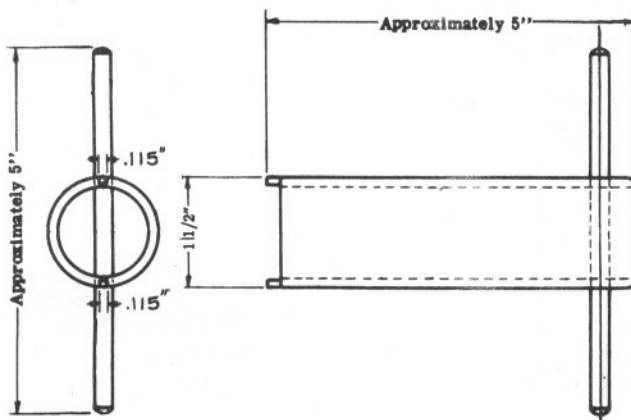


For 3/16" nut

For use in assembling wipers to Strowger switch shaft

WRENCH, MONOPHONE SPANNER

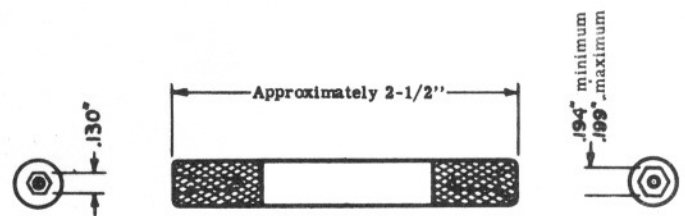
H-43173-1



For use in removing cradle from Types 1A and 31 Monophones

WRENCH, CAM NUT SOCKET

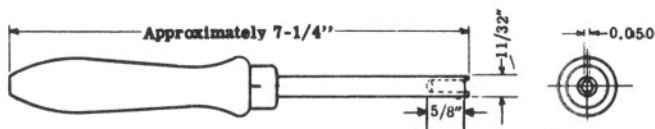
H-16480



For use on dial cam nut

WRENCH, SLOTTED NUT

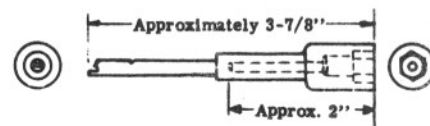
H-7065-1



For use on #8 circular slotted nuts

WRENCH, HEXAGON SOCKET

H-10772

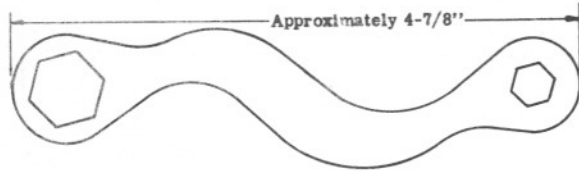


For 5/16" nut

For use on flat type terminal strip assemblies used in a hand drill or screw drivers having a chuck for holding interchangeable blades

WRENCH, "S" HEXAGON

H-20703




For 5/8" hexagon nut .095" thick For 5/16" hexagon nut

For use on rotary line switch Types 13 and 14

WRENCH, "S"

H-7063




3/8" nut 1/8" thick 5/16" nut

For general use

WRENCH, OPEN END

H-880773-1

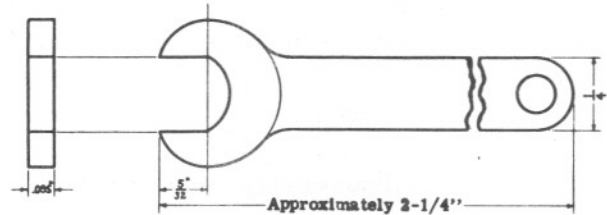


3/8" nut 1/8" thick 7/16" nut

For use with Type 44 and 45 switch

WRENCH, DIAL

H-25937

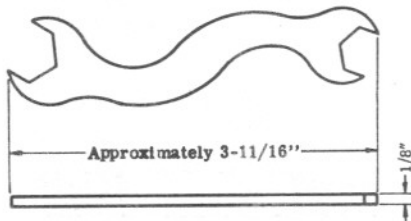


Opening .256" max., .253" min.

For use on dial governor and cam nut

WRENCH, "S"

H-50448

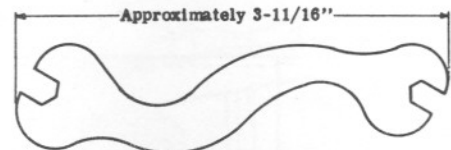


7/16" nut 9/16" nut

For use on Type 29 ringing converter and general use

WRENCH, "S"

H-20309




5/16" nut 1/8" thick 7/32" nut

For use on harmonic ringer

WRENCH, "S"

H-7062

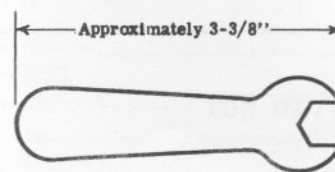


1/4" nut .065" thick 7/32" nut

For general use and adjusting residual screw on relays

WRENCH, PAYSTATION

H-883376-1

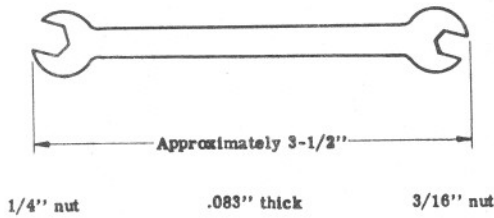


DETAIL NO. 2
3/16" THICK
5/16" nut

For use in adjusting polar relay of pre-pay and post-pay paystations (tightening pivot screw lock nut)

WRENCH, OPEN END

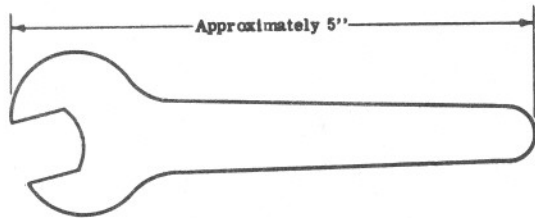
H-880772-1



For use with Type 44 and 45 rotary switch

WRENCH, END

H-23865

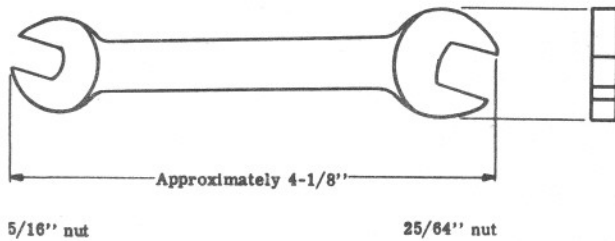


5/8" nut

For use on rotary lineswitch armature adjusting screw

WRENCH, OPEN END

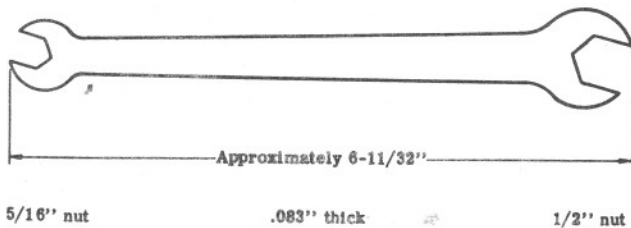
H-880672-1



For use on Strowger switch vertical and rotary magnet locking cap and general use

WRENCH, OPEN END

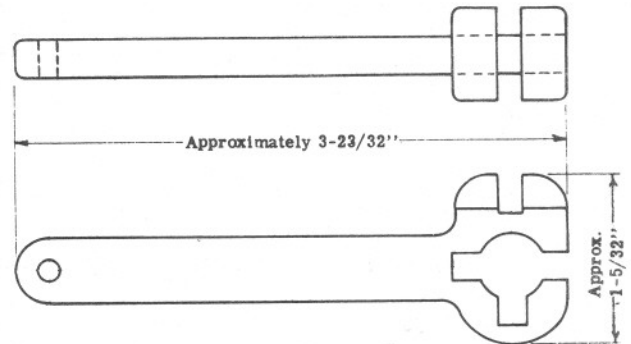
H-880771-1



For use on Type 45 rotary switch

WRENCH, WIPER

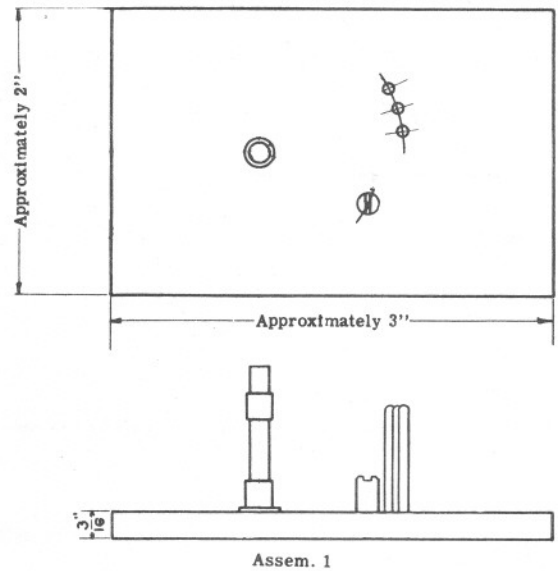
H-7057



For use on Strowger switch wiper with threaded hub and nut

WIPER, ASSEMBLY TOOL

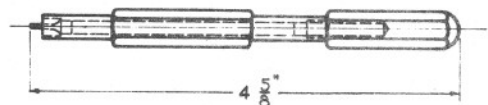
H-50829-1



For use in reassembling minor switch wiper

WRENCH, HEXAGON SOCKET, DOUBLE-END WITH SCREW-DRIVER

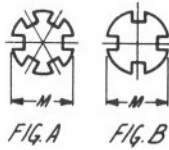
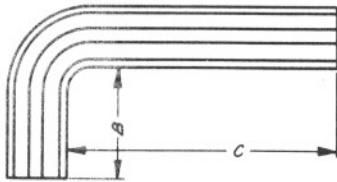
H-883772-1



For use in adjusting relay armature residual screws and nuts (Engages 7/32" and 1/4" hexagon nuts) (Screw driver .02" thick)

WRENCH, SOCKET KEY

H-883793-1,
2 and 3

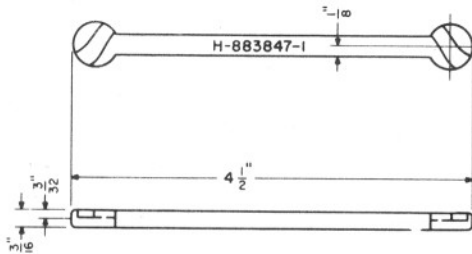


DRG. NO.	FIG. NO.	B	C	M
H-883793-1	B	21/32"	1-27/32"	.069"
H-883793-2	A	45/64"	1-31/32"	.094"
H-883793-3	A	3/4"	2-3/32"	.110"

For use on Model 21 I.B.M. writer assembly (ticket printer)

WRENCH, ARMATURE BENDING

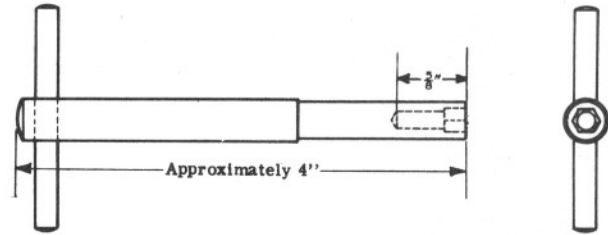
H-883847-1



For use on horizontal (Class A) relays.

WRENCH, HEXAGON SOCKET

H-46440-1

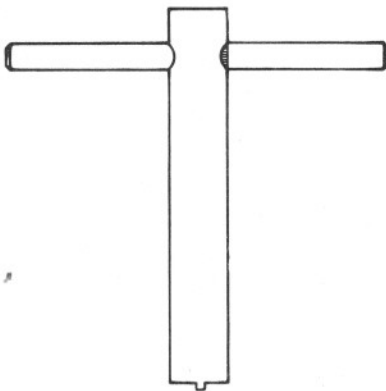


For 7/32" nut

For use on hexagon head screw that fastens the double dog clamp, rotary and vertical clamp and the shaft spring

WRENCH, ROUND CASTELLATED NUT

H-884315



For use on push and turn keys

PRODUCT-TOOL-USAGE GUIDE

TOOLS		PRODUCTS																						
DESCRIPTION	PART NO.	STEPPING SWITCHES						RELAYS					MISCELLANEOUS											
		STROWGER (2 MOTION)	MINOR SWITCH (10 Point)	Type 13 (25 Point)	Type 14 (50 Point)	Type 26 (11 Point)	Type 44 (10 Point)	Type 45 (25 or 50 Point)	Horiz. Class "A" & Type 28 Class "Z"	Type 57-A Class "B"	Type 58-A Class "C"	Class "E"	Type 10 Class "F"	Type 27 Class "M"	Rotor Relay and BarRelay Class S	Series YQA (Codel)	DIAL	KEYS - LEVER, PUSH and TURN	LAMP JACK STRIPS	MONOPHONE	PLUG JACK STRIPS	SLEEVE MOUNTING JACK	TARGET INDICATOR	MASTER-SWITCH AND PLUNGER LINESWITCH
Wrench, Open End	H-880771-1						X																	
Wrench, Open End	H-880772-1					X	X			X														
Wrench, Open End	H-880773-1					X	X																	
Adjuster, Stepping Tool	H-881384-1					X																		
Handle Remover	H-881419-1																X							
Adjuster, Spring	H-881602-1 & 2								X															
Adjuster, Spring	H-881603-1								X															
Pliers, Wiper Spring	H-881637-1	X																						
Pliers, Wiper	H-881674-1	X																						
Adjuster, Bk stop & Arm.	H-884149-1									X														
Adjuster, Spring	H-881859-1								X															
Adjuster, Spring	H-88385											X												
Adjuster, Spring	H-88390												X											
Gauge, Jack Sleeve	H-88409																				X			
Pliers, Duck Bill 30 ^o	H-88436	X							X															
Adjuster, Armature	H-88502-1							X	X															
Adjuster, Spring	H-88504-1 & 2								X															
Brush Bank Cleaning	H-88844-1 & 2	X																						
Wrench, Jack Fastener	M-6656-1 & 2																	X	X					
Wrench, Jack Thimble	MP-1221-A																					X		
Lamp, Visual Face Tool	MP-4425-A																	X						
Gauge, Manual	MP-5127-A																			X				
Wrench, Hexagon Socket	H-883772-1							X																
Extractor, Lamp Cap	H-883114-1																	X						
Extractor, Lamp	H-885224-1																	X						
Tool, Bending	H-882979-1	X																						
Wrench, Arm. Bending	H-883847-1							X																
Adjuster, Spring	H-883998-1												X											
Adjuster, Spring	H-883999-1												X											
Adjuster, Spring	H-884000-1												X											
Adjuster, Spring	H-884148-1									X														
Wrench Castellated Nut	H-884315-1																X							

PRODUCT-TOOL-USAGE GUIDE

TOOLS		PRODUCTS																							
DESCRIPTION	PART NO.	STEPPING SWITCHES							RELAYS							MISCELLANEOUS									
		STROWGER (2 MOTION)	MINOR SWITCH (10 Point)	Type 13 (25 Point)	Type 14 (50 Point)	Type 26 (11 Point)	Type 44 (10 Point)	Type 45 (25 or 50 Point)	Horiz. Class "A" & Type 28 Class "Z"	Type 57-A Class "B"	Type 58-A Class "C"	Class "E"	Type 10 Class "F"	Type 27 Class "M"	Rotor Relay and BarRelay	Class S	Series YQA (Codel)	DIAL	KEYS - LEVER, PUSH and TURN	LAMP JACK STRIPS	MONOPHONE	PLUG JACK STRIPS	SLEEVE MOUNTING JACK	TARGET INDICATOR	MASTER-SWITCH AND PLUNGER LINESWITCH
Lineswitch, Mounting Tool	H-24528																								X
Adjuster, Spring	H-24600		X					X																	
Wrench, Dial	H-25937																	X							
Dial, Escutcheon Tool	H-26917																			X					
Adjuster, Spring	H-42873		X					X	X		X														
Burnisher, Contact	H-883699-1	X	X	X	X	X	X	X	X	X	X	X	X	X	X	X	X	X	X		X	X		X	
Monophone Tool	H-43172																			X					
Wrench, Mono. Spanner	H-43173-1																		X						
Adjuster, Spring	H-44359												X												
Adjuster, Spring	H-45590												X												
Adjuster, Armature Stop	H-46410																							X	
Adjuster, Spring	H-46411																							X	
Adjuster, Spring Holder	H-46412																							X	
Adjuster, Detent	H-46413																							X	
Wrench, Spintite	H-46437-1	X																							
Wrench, Hexagon Socket	H-46440-1	X																							
Gauge, Thickness	H-46795-1 & 50	X	X	X	X	X	X	X	X	X	X	X	X	X	X	X	X	X						X	
Adjuster, Spring	H-46974-1																	X							
Adjuster, Spring	H-46975-1																X								
Adjuster, Cam	H-47202	X																							
Cleaning Tool	H-47386-1		X	X	X	X	X	X																	
Pliers, Duck Bill	H-50620							X	X																
Monophone Tool	H-50754																			X					
Wiper, Assembly Tool	H-50829-1		X																						
Adjuster, Armature	H-56518												X												
Cleaning Tools	H-56628-1 & 2			X	X																				
Cleaning Tool	H-56628-4			X	X	X		X																	
Adjuster, Spring	H-64670													X											
Adjuster, Spring	H-64980																X								
Pliers, Jack Spring	H-880621-1																				X				
Wrench, Open End	H-880672-1	X																							
Wrench, End	H-23865		X	X	X																				

PRODUCT-TOOL-USAGE GUIDE

TOOLS		PRODUCTS																							
DESCRIPTION	PART NO.	STEPPING SWITCHES					RELAYS					MISCELLANEOUS													
		STROWGER (2 MOTION)	MINOR SWITCH (10 Point)	Type 13 (25 Point)	Type 14 (50 Point)	Type 26 (11 Point)	Type 44 (10 Point)	Type 45 (25 or 50 Point)	Horiz. Class "A" & Type 28 Class "Z"	Type 57-A Class "B"	Type 58-A Class "C"	Class "E"	Type 10 Class "F"	Type 27 Class "M"	Rotor Relay and BarRelay	Class S	Series YQA (Codel)	DIAL	KEYS - LEVER, PUSH and TURN	LAMP JACK STRIPS	MONOPHONE	PLUG JACK STRIPS	SLEEVE MOUNTING JACK	TARGET INDICATOR	MASTER-SWITCH AND PLUNGER LINESWITCH
Spacer, Insulating	D-44757-A	X																							
Sleeving, Cleaning Tool	D-542539-A	X	X	X	X	X	X																		
Adjuster, Armature	H-7056	X																							
Wrench, Wiper	H-7057	X																							
Wrench, Hexagon Socket	H-7058-1	X		X	X	X																			
Adjuster, Spring	H-7059																			X					
Wrench, Square Socket	H-7061-1																								X
Wrench, "S"	H-7062	X	X	X	X		X	X	X			X													X
Wrench, "S"	H-7063	X																							
Adjuster, Spring	H-7066						X	X	X																X
Adjuster, Double Dog	H-7067	X																							
Adjuster, Bank Contact	H-7068-3																								X
Gauge Blk., Plunger L.Sw.	H-7541-3																								X
Adjuster, Plunger Arm	H-10001-3																								X
Wrench, Hexagon Socket	H-10053-1																								X
Wrench, Hexagon Socket	H-11841-1																								X
Adjuster, Vert. Armature	H-13398-1	X																							
Adjuster, Vert. Armature	H-13700	X																							
Adjuster, Frame	H-13701																								X
Wrench, Hexagon Socket	H-13748-1												X												X
Adjuster, Armature	H-14768							X	X	X															
Adjuster, Armature Stop	H-14769						X																		
Pliers, Spring Adjusting	H-16290-7	X															X								
Wrench, Cam Nut Socket	H-16480																X								
Cleaning Tool, Bank	H-16590-1 & 2	X																							
Adjuster, Spring	H-20179-1			X	X	X																			
Adjuster, Spring	H-20777		X				X	X	X																
Adjuster, Rotary Pawl	H-23413-1	X																							

INDEX

In Numerical Sequence

D

CODE NO.	PAGE
D-18175-A	19
D-44757-A	19
D-57043-A	11
D-440197-A and B	18
D-542539-A	19

H

H-7056	1
H-7057	25
H-7058-1	22
H-7059	3
H-7061-1	22
H-7062	24
H-7063	24
H-7065-1	23
H-7066	3
H-7067	2
H-7068-3	2
H-7541-3	12
H-10001-3	3
H-10053-1	23
H-10772	23
H-10774	21
H-11841-1	22
H-13398-1	6
H-13700	7
H-13701	2
H-13748-1	22
H-14315-1	12
H-14768	1
H-14769	2
H-16290-7	16
H-16480	23
H-16590-1 and 2	10
H-16978-1	3

CODE NO.	PAGE
H-20179-1	3
H-20309	24
H-20703	24
H-20777	4
H-21766	20
H-22945	17
H-23413-1	3
H-23865	25
H-24528	14
H-24600	4
H-24664	19
H-25906-1	18
H-25937	24
H-26221-1	19
H-26917	10
H-42873	4
H-43172	15
H-43173-1	23
H-44359	4
H-44514-1	11
H-45590	4
H-45963-1 and 2	19
H-46410	1
H-46411	4
H-46412	6
H-46413	2
H-46437-1	23
H-46440-1	26
H-46556	8
H-46557	8
H-46716-1	4
H-46795-1 and 50	13
H-46795-53	12
H-46974-1	5
H-46975-1	5
H-47202	2
H-47386-1	9
H-47754-1	20
H-50448	24
H-50619	16
H-50620	15
H-50754	15
H-50829-1	25
H-56518	1
H-56628-1 and 2	9
H-56628-4	10
H-64670	5
H-64980	5
H-74611	15
H-88385	5
H-88390	5

INDEX - Cont'd.

In Numerical Sequence

CODE NO.	PAGE	CODE NO.	PAGE
H-88409	12	H-883596-1	14
H-88436	15	H-883614-1 and 2	18
H-88502-1	1	H-883699-1	8
H-88503-1	7	H-883772-1	25
H-88504-1 and 2	6	H-883793-1, 2 and 3	26
H-88844-1 and 2	9	H-883794-1	20
H-880621-1	16	H-883822	20
H-880622-1	20	H-883847-1	26
H-880672-1	25	H-883857-1	21
H-880771-1	25	H-883858-1	20
H-880772-1	25	H-883998-1	7
H-880773-1	24	H-883999-1	7
H-880922-1	14	H-884000-1	8
H-881384-1	7	H-884148-1	8
H-881419-1	14	H-884149-1	8
H-881425-1	11	H-884210-1	9
H-881513-1	13	H-884315	26
H-881602-1 and 2	6	H-884369-1	13
H-881603-1	6	H-884369-2	13
H-881637-1	16	H-884696-1	11
H-881674-1	17	H-885287	14
H-881859-1	6		
H-885224-1	11	M	
H-882816-1 and 2	12		
H-882816-3 and 4	13		
H-882979-1	21	M-6656-1 and 2	21
H-883114-1	11		
H-883182	20	MP	
H-883312-1	17		
H-883375-1	3		
H-883376-1	24		
H-883377-1	17		
H-883348-1	10	MP-1221-A	23
H-883584-1	15	MP-4425-A	14
H-883595-1	7	MP-5127-A	12

AUTOMATIC ELECTRIC

SUBSIDIARY OF
GENERAL TELEPHONE & ELECTRONICS **GTE**

SALES OFFICES

Albany, N. Y.	Kansas City, Mo.
Atlanta, Ga.	Lexington, Mass.
Bryn Mawr, Pa.	Los Angeles, Calif.
Burlingame, Calif.	Minneapolis, Minn.
Cleveland, Ohio	New York, N. Y.
Dallas, Texas	Northlake, Ill.
Dayton, Ohio	Rochester, N. Y.
Detroit, Mich.	St. Louis, Mo.
Honolulu, Hawaii	Springfield, Va.

In Canada: Automatic Electric Sales (Canada) Ltd., Toronto, Ont.

General Export Distributors

General Telephone & Electronics International, Inc.

New York, N.Y. 10017

TB 150-540
ISSUE 10